



THE SWISS
Stand Up Paddle
BRAND

INDIANA SUP
HARD-, CUSTOM- AND INFLATABLE BOARDS,
EQUIPMENT, APPAREL AND SUP SKATEGEAR

A Brand of White Wave AG

info@whitewave.ch www.indiana-sup.ch
www.facebook.com/indianasup www.instagram.com/indianasup





Stand Up Paddling


One of the fastest growing segments of paddlesports, every day more and more people around the world are hopping on stand up boards and heading out to enjoy the water. From fitness to family fun, from surfing waves to racing long distance, stand up has a broad appeal for anyone with access to lakes, rivers, or oceans.

SUP involves standing on a large, wide board and paddling with a long, one-bladed paddle to propel oneself forward and turn the board when necessary. SUP offers enthusiasts an excellent core workout and the sport has grown in popularity among fitness fans with access to safe waters.

Some surfers have converted to SUP because of its versatility. Stand up paddle boarding offers surfers the ability to catch more waves in a set, as well as have a better view of incoming sets. Original stand up boards were made like a surfboard, with epoxy resin and fiberglass around foam core. However, many companies are coming out with rotomolded plastic and inflatable boards to offer more durable options.

<i>HARDBOARD</i> CRUISER	104
<i>HARDBOARD</i> DISTANCE	106
SURFING	110
<i>INFLATABLE</i> CRUISER	112
<i>INFLATABLE</i> DISTANCE	118
WHITewater	122
YOGA	124
FISHING	126
SPECIAL	128
KIDS	132
PADDLES	133
APPAREL	136

Stand Up Paddle



HARD BOARDS

CRUISER

BOARDS THAT CAN DO IT ALL.

FLOW 94 - PELICAN

The NEW Pelican FLOW 94 for women is an easy-to-paddle flat water stand up paddle board (SUP) with superior stability. The FLOW 94 SUP features an anti-slip cushioned deck pad for secure footing and comfort, integrated rail ramps for better leverage and balance, bottom grooves for increased tracking, a five inch. flexible rubber fin, bungee cords to store your personal items and side carrying handles for easy transport. Made of RAM-X™ impact-resistant material, it is built to last for many on-water memories. So get on your FLOW 94 and have some fun with family and friends to create your own stories worth sharing with everyone. See you on the water!

LENGTH: 9'287 CM | WIDTH: 32"/81 CM | THICKNESS: 6"/15 CM | WEIGHT: 48 LBS/22 KG | LEVEL: ENTRY LEVEL | MAX. CAP.: < 230 LBS/104 KG | MATERIAL: RAM-X

[HTTP://WWW.PELICANSPORT.COM](http://www.pelicansport.com)



SAONA - PELICAN

The NEW SANOA 106 soft-top stand up paddleboard is designed for all ages and skill levels and comes equipped with a paddle. Very durable and lightweight, this SUP offers a soft landing if you lose your balance and is easy to transport with you to your many water adventures. This versatile SUP features a bungee cord to secure your personal items, an air vent, a leash ring, a 10-inch removable fin and a carrying handle. So take your SANOA 106 and create fun and memorable paddling stories worth sharing with everyone. See you on the water!

LENGTH: 10'6/320 CM | WIDTH: 31"/78 CM | THICKNESS: 5"/12.5 CM | WEIGHT: 23.6 LBS/10.4 KG | LEVEL: ENTRY LEVEL | MAX. CAP.: < 300 LBS | MATERIAL: POLYETHYLENE SLICK LAYER

[HTTP://WWW.PELICANSPORT.COM](http://www.pelicansport.com)



SEARCH 10' BAMBOO - OXBOW

The 10' Search Bamboo is designed for medium-level riders up to 80 kg looking for a stable, all-in-one board as comfortable in waves as on flat, glassy water. Its impressive 84 cm of lateral stability makes it super-comfortable, shaped to perfection to give the best possible ride in the widest range of conditions. The high-quality bamboo sandwich construction and bamboo deck finish are generously covered with EVA foam foot-pads, plus four attachment points on the front section for strapping in water bottles or other light equipment. Available in both 10' and 11' lengths.

[HTTP://WWW.OXBOW-SUP.COM](http://www.oxbow-sup.com)



11'7 HEAVY DUTY - INDIANA SUP

This board can handle anything you throw at it. A hardboard designed for heavy loads, ideal for rental stations and schools. Comes without board bag.

LENGTH: 11'7"/354.2 CM | WIDTH: 33"/83.8 CM | THICKNESS: 4.75"/12 CM | WEIGHT: 15 KG | LEVEL: ENTRY LEVEL | MAX. CAP.: < 130 KG | MATERIAL: PLASTIC MOULDED

[HTTP://WWW.INDIANA-SUP.COM](http://www.indiana-sup.com)



CANBOARD - HANGZHOU KUDO OUTDOORS INC.

Combining Thermo vacuum form technology with rigid EPS and fiberglass reinforcement, the Canboard is not only light, but also rigid and stiff. The integrated construction makes the board amazingly simple but good to use. Features include a universal fin box, an inner constructed leash hook, an inside handle and a PVC protected seal. The shiny, glossy surface makes you love and cherish this SUP at first glance. Paddlers will completely entertain themselves with the Canboard. Even first timers will say, "yes, I can!" with the Canboard!

LENGTH: 10'6" | WIDTH: 32" | WEIGHT: 12.5 KG | THICKNESS: 4.6" | LEVEL: HIGH END MATERIAL: ABS | SIZES: 10'6 X 32" X 4.6" X 220L X 12.5KG / 11'6 X 33" X 5" X 260L X 14.5KG

[HTTP://WWW.KUDOOUTDOORS.COM](http://www.kudooutdoors.com)



10'6 ALLROUND WOOD - INDIANA SUP

The all-round hardboards come from the hands of the Australian shaper legend Phil Grace. Thanks to his experience, he has found the perfect compromise between speed on the water and surfing capability in the waves. And because appearance is also important, the Allrounds are made of beautiful cherry wood veneer.

LENGTH: 10'6/320 CM | WIDTH: 31.5"/80 CM | THICKNESS: 5"/12.7 CM | WEIGHT: 10.5 KG | LEVEL: HIGH END | MAX. CAP.: < 90 KG | MATERIAL: EPS FOAM, INNEGRA, FIBERGLASS, WOOD VENEER, EPOXY

[HTTP://WWW.INDIANA-SUP.COM](http://www.indiana-sup.com)



SUP PE 10' - RTM

The Stand Up Paddle 10' uses ultra-resistant Polyethylene. This model is ideal for communities, leisure and/or rental centers. This model, rotomolded in France, can easily handle intensive use, shocks, and abrasions. Features include an anti-slip deck, three carrying handles, two of which allow the passage of an anti-theft cable, and an unbreakable elastomeric flexible fin.

LENGTH: 10'/317 CM | WIDTH: 33.8"/86 CM | THICKNESS: 3.9"/10 CM CM | WEIGHT: 48 LBS/ 22 KG | LEVEL: ENTRY LEVEL | MATERIAL: POLYETHYLENE

[HTTP://WWW.RTMKAYAKS.COM](http://www.rtmkayaks.com)




ACA RIDER 10'6 - LOKAHI

Professionals around the world use this board. The ACA Rider 10'6 is the most recommended hardboard for schools, hotels and rentals, and family use. This board will last forever thanks to its "unbreakable" construction. Made with polycarbonate molded technology.

LENGTH: 10'6 | WIDTH: 33" | THICKNESS: 5" | VOLUME: 210 L | WEIGHT: 13 KG | PADDLER WEIGHT RANGE: 50-100 KG | LEVEL: ENTRY LEVEL | MATERIAL: EPS, FIBER GLASS, FIBER KEVLAR, POLYCARBONATE

[HTTP://WWW.LOKAHIBOARDS.COM](http://www.lokahiboards.com)



INDIANA WOOD 10'6 CUSTOM - INDIANA SUP

With this high quality and exclusive board, which is only produced to order, you are the king of the waves! Made from Swiss wood by Stefan Huber in Stäfa. We recommend accompanying this beauty with a handmade paddle by Willi Herzog from NOVA Ruder. Made of high-quality Swiss wood with aluminum shock protection at the blade end.

LENGTH: 10'6/320 CM | WIDTH: 31"/78.7 CM | THICKNESS: 4.5"/11.4 CM | WEIGHT: 13 KG | LEVEL: HIGH END | MAX. CAP.: < 90 KG | MATERIAL: SWISSWOODS (CEDAR, TUJA, SPRUCE AND DOUGLAS FIR), FIBERGLASS, EPOXY

[HTTP://WWW.INDIANA-SUP.COM](http://www.indiana-sup.com)

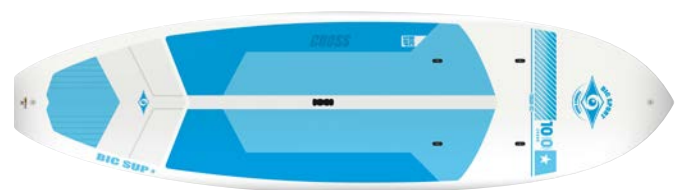


CROSS 10' TOUGH TEC - BIC SUP

The CROSS-SUP blends the excellent performance characteristics found in BIC SUP's Classic surf-inspired series with features found on the WING Touring series. This fusion creates a unique board that performs great in all types of conditions, particularly inland lakes and calm sea conditions, and offers a perfect platform for all-round family fun, cruising, fitness & yoga. The 10' Cross Tough Tec is made in our new uLA-durable technology. It is the most stable board in our range.

LENGTH: 10'/305 CM | WIDTH: 34"/84 CM | THICKNESS: 5.5"/14 CM | VOLUME: 195 L | WEIGHT: 36 LBS/16.5 KG | MATERIAL: TOUGH TEC

[HTTP://WWW.BICSPORT.COM](http://www.bicsport.com)



[WWW.SECUMAR.COM](http://www.secumar.com)

* Votre sauveur au format poche




FREE 100

Your Lifesaver in a Pocket*

SECUMAR

Stand Up Paddle



HARD BOARDS

DISTANCE

THESE BOARDS ARE MADE TO GET YOU FROM A TO B, WHETHER YOU'RE INTO SERIOUS RACING, FITNESS, CROSS TRAINING, OR IF YOU SIMPLY WANT GREAT GLIDE AND EASE OF PADDLING.

WOOD TOURING LADY 11'6" - INDIANA SUP

Our touring board by Shaper Andi Widmann comes in several variants: an 11'6'er and a 12'6'er, both produced in the vacuum bag with wood veneer and brushed carbon. This makes the board extremely light and at the same time stiff and robust.

LENGTH: 11'6"/350 CM | WIDTH: 28.5"/72.4 CM | THICKNESS: 5.75"/14.6 CM | VOLUME: 225 L | WEIGHT: 11.5 KG | PADDLER WEIGHT RANGE: < 90 KG | LEVEL: HIGH END | MATERIAL: EPS FOAM, INNEGRA, CARBON, FIBERGLASS, WOOD VENEER, EPOXY | SIZES: 11'6", 12', 14'

[HTTP://WWW.INDIANA-SUP.COM](http://www.indiana-sup.com)



NEW
2018

GLIDE 12'6" BAMBOO - OXBOW

Launched in 2017 and lauded for their impressive performance, smooth feel on the water and eye-catching graphics, the Glide series has been updated to improve speed and glide as well as comfort and stability. The flat section underfoot has been extended forward towards the nose to improve stability while a lower profile piercing nose increases efficiency by smoothly parting the water on entry. A squared off 'chisel' shaped tail reduces drag and the standing area was revised to more efficiently shed water. Deck attachment points make it easy to secure extra gear for extended trips. Available in 12'6" and 14' lengths.

[HTTP://WWW.OXBOW-SUP.COM](http://www.oxbow-sup.com)



NEW
2018

BAYONET 14' - SIC MAUI

The Bayonet Series is not a replacement of SIC's iconic Bullet series; it is however, an extension to the range in a new high performance series. A derivative of its world-class next of kin and answering the call for a narrower board that has a get-up-and-go attitude in sub twenty knots as well as a higher top end due to the narrower widths. That said, much of the volume distribution, rail shaping and wider tails make these boards remarkably stable despite the slimmed down outlines and flatter rocker lines. The Bayonet continues SIC's legacy of having the fastest downwind boards in the world. The Bullets remain without a doubt some of the fastest downwind boards in the world, however, comparatively are wider with slightly more rocker and therefore are for paddlers who want speed without giving up rail-to-rail stability. Available in both 14' and 17' lengths.

LENGTH: 14'/426.7CM | WIDTH: 26.0"/66CM | THICKNESS: 6.0"/15.2CM | WEIGHT: 26.5LBS/12 KG | VOLUME: 295L | FIN: WEEDLESS 7.0 | MATERIAL: SCC+ INNEGRA

[HTTP://WWW.SICMAUI.COM](http://www.sicmaui.com)



NEW
2018

RS 14' X 24' 1/4" - SIC MAUI

Short for "Rocket Ship," the all NEW RS Series is sure to be one of the fastest all-water race boards in the world. We have developed and tested these shapes starting at Pacific Paddle Games 2016 and have made countless prototypes, refining and honing in on the perfect design and performance characteristics. The RS has proven race ready at the Carolina Cup, the 2017 Euro tour, Grand Prix Sprint Race in Hossegor... The RS will surely take you to the top of your game. Aside from racing, we have had a lot of fun on the wider width models, testing them in a variety of conditions, touring around and blasting downwind runs with friends. The RS is an incredibly versatile, all around, performance board covering a wide range of abilities, weights and conditions.

LENGTH: 14'/426.7CM | WIDTH: 24.5"/62.2 CM | THICKNESS: 6.0"/15.2CM | WEIGHT: 24.7 LBS/11.2 KG | VOLUME: 288 L | FIN: WEEDLESS 8.3 | MATERIAL: SCC+ INNEGRA

[HTTP://WWW.SICMAUI.COM](http://www.sicmaui.com)



NEW
2018

14' GLIDE - STELLAR KAYAKS AND SURFSKI

The Stellar 14' Stand Up Paddleboard is a quick and stiff board, with high rails for a dry ride and a recessed deck for a lower center of gravity. The low-wetted surface area creates a low drag design for excellent glide. Ideal for fast touring or racing, while still stable. In minutes, add Stellar's aluminum sliding rowing to this board for greater versatility of use.

LENGTH: 14'4.27 M | WIDTH: 69 CM | VOLUME: HIGH VOLUME | THICKNESS: 20.5 CM | WEIGHT: 11 KG | PADDLER WEIGHT RANGE: 65-110 KG | LEVEL: HIGH END | MATERIAL: KEVLAR AND NOMEX CORE

[HTTP://WWW.STELLARKAYAKS.COM](http://www.stellarkayaks.com)



NEW
2018

14' RACE CARBON 22" - INDIANA SUP

The new Carbon Raceboard by Andi Widmann is a very fast board whose 22-inch width provides sufficient stability for control to be maintained even in the thick of the action. The design of the nose and its anti-friction properties allow for unlimited speed! Available in white or black.

LENGTH: 14'0"/426.7 CM | WIDTH: 24.5"/62.2 CM | VOLUME: 280 L | WEIGHT: 9.5 KG | PADDLER WEIGHT RANGE: < 75 KG | LEVEL: HIGH END | MATERIAL: CARBON, AIRES FOAM

[HTTP://WWW.INDIANA-SUP.COM](http://www.indiana-sup.com)



THE RAIL - JIMMY LEWIS

New downwinder by Jimmy Lewis!!! Directly from the great experience of the best shaper on the planet: The Rail with a new, narrower shape. Featuring new rockerline with V in the bottom face for better riding especially with strong wind and waves. Made completely in carbon PVC sandwich, Honeycomb Light Trucker Fin with chambered base. Available in two different colours: yellow and maroon.

LENGTH: 14" | WIDTH: 26.6 CM | THICKNESS: 6" | VOLUME: 270 L | WEIGHT: 11.2 KG | PADDLER WEIGHT RANGE: 65-110 KG | LEVEL: PERFORMANCE | MATERIAL: PVC SANDWICH | SIZES: 14'0"X26.5"X6" (270L), 14'0"X28"X6" (294 L)

[HTTP://WWW.JIMMYLEWIS.EU](http://www.jimmylewis.eu)



FOCUS CALI RACE PADDLE BOARD FOCUS SUP HAWAII

The new Cali shape brings you a smooth and sleek flatwater race board ready for winning competitions. The unique hull shape has added volume and a wider tail that is designed to glide through and displace water with ease. The mono-concave bottom shape will provide the speed and stability of a top of the range board. With multiple wins in a variety of conditions, the Cali has become a favorite board in many quivers.

LENGTH: 14" | WIDTH: 23.5 CM/27 CM | VOLUME: 246 L, 256 L, 276 L | WEIGHT: 10.6 KG | PADDLER WEIGHT RANGE: 60-110 KG | LEVEL: HIGH END | MATERIAL: ACT (ADVANCED CARBON TECHNOLOGY)

[HTTP://WWW.FOCUSUP.COM](http://www.focussup.com)



FOCUS BLUEFIN TURBO RACE PADDLE BOARD FOCUS SUP HAWAII

A revolutionary design brings proven prone board design to standup. Best in downwind conditions. The board provides stability and maintains speed in calm conditions because of a lower entry rocker that maximizes the water line, a concave bottom shape, and hard rails. The perfect combination of a slender outline and volume distribution will allow you to ride a narrower board than what you are used to. The Bluefin is the go-to board of Elite racer Mo Freitas. It embraces racing design derived from extensive racing, testing, and product development.

LENGTH: 14" | WIDTH: 23.5 CM, 26 CM | VOLUME: 262 L, 276 L | WEIGHT: 10.6 KG | PADDLER WEIGHT RANGE: 60-110 KG | LEVEL: HIGH END | MATERIAL: ACT (ADVANCED CARBON TECHNOLOGY)

[HTTP://WWW.FOCUSUP.COM](http://www.focussup.com)



WING 12'6 - BIC SUP

The 12'6 WING is a Touring SUP designed for fitness paddling, flatwater cruising, open ocean touring and recreational racing. It's aimed at medium and larger riders looking for a board with excellent glide that is versatile and easy to ride. With 285 liters of volume the 12'6 WING is ideal for beginners up to 260lbs/120kg, with plenty of flotation for larger intermediate riders. ACE-TEC construction offers a unique combination of durability AND lightweight performance at a great price. The high-gloss red color on the deck is paired with a high-gloss white finish on the hull and additional color in the deck pad, creating a unique and striking aesthetic.

LENGTH: 12'6/381 CM | WIDTH: 30"/76 CM | VOLUME: 285 L | WEIGHT: 34 LBS/15.5 KG | PADDLER | MATERIAL: ACE-TEC

[HTTP://WWW.BICSUP.COM](http://www.bicsup.com)



12'6 TOURING WOOD - INDIANA SUP

Our touring board from shaper Andi Widmann comes in various versions: As 12'6 or 11'6 version, produced with the renowned foam core technology. Or as a more exclusive 14', produced with vacuum infusion technology and hollow. This makes the board extremely light, but at the same time rigid and robust.

LENGTH: 12'6/381 CM | **WIDTH:** 29"/73.7 CM | **THICKNESS:** 5.75"/14.6 CM | **VOLUME:** 265 L | **WEIGHT:** 11.8 KG | **PADDLER WEIGHT RANGE:** < 110 KG | **LEVEL:** HIGH END | **MATERIAL:** EPS FOAM, INNEGRA, CARBON, FIBERGLASS, WOOD VENEER, EPOXY | **SIZES:** 11'6, 12', 14'

[HTTP://WWW.INDIANA-SUP.COM](http://www.indiana-sup.com)



RACER 12'6 X 25'5 - OXBOW

Ideal as a dependable 'one-board quiver' with the speed you need to perform at your peak, combined with the stability required to stay upright and focused on the task at hand. Featuring full carbon construction for lightweight, rigidity and maximum speed, the Racer series are competition-level boards that excel in flatwater, open ocean, beach and downwind race conditions. A full nose outline with lowered profile is ideal for penetrating chop in rough conditions as well as reducing cross-wind interference. The wide cockpit standing area allows for full use of the deck area and provides a 'corrugated' design for added rigidity and durability. Rail edges in the rear of the board are slightly rounded and combined with a relaxed tail rocker for minimal drag. Available in both 12'6 and 14' lengths.

[HTTP://WWW.OXBOW-SUP.COM](http://www.oxbow-sup.com)



BULLET 14' - SIC MAUI

The Bullet Series has become an icon not only for its open water prowess and downwind superiority; these boards have gained a huge following from paddlers who love cruising, touring, fitness and even mixing in a bit of surf. Stable, fun, fast and incredibly versatile, the Bullet can literally do it all. The Bullet has won numerous awards for its overall performance and versatile fun. It features a flat bottom, which gives the board a very stable platform rail-to-rail and smooth glide through the water. The overall rocker line makes the board perform very well in a variety of conditions planing over chop and down swells, as well as enabling rail-to-rail steering when on glide. The high volume in the rails provides unprecedented stability in wind or boat chop and helps the board have a get-up-and-go feeling. Available in both 12' and 14' lengths.

LENGTH: 14'/426.7 CM | **WIDTH:** 27.25"/69.2 CM | **WEIGHT:** 31.3 LBS/14.2 KG | **VOLUME:** 275 L | **FIN:** WEEDLESS 7.0 | **MATERIAL:** TWC

[HTTP://WWW.SICMAUI.COM](http://www.sicmaui.com)



NINJA 14' X 23 PRO CARBON - NSP

The NSP Ninja boards are specific flatwater raceboards designed for unbridled speed on lakes, rivers and calm seas. The bulbous bow is designed to decrease the bow wave effect and optimize your energy while paddling. All NSP Ninja boards include 4 x Accelerator Vacuum System (AVS) to ensure that any water entering the dugout is quickly and efficiently removed. The Ninja maintains an hydrodynamic deck profile shape between the inverted bulbous bow and dugout to shield the rider from any wash, waves or spray. All NSP Ninja boards are designed by Alain Teurquetil and shaped by Dale Chapman.

LENGTH: 14' | **WIDTH:** 23" | **LEVEL:** HIGH END

[HTTP://WWW.NSPURFBOARDS.COM](http://www.nspurfboards.com)



RAZZLE DAZZLE 14 ROBERTO RICCI DESIGNS

RACE PRO RRD developed the new Razzle Dazzle 14' board with the help of RRD Sup Race team rider Jacopo Giusti. Paolo Marconi won the stage of the European Sup Championship in Marotta, Italy, with this board. The concept was born after the success of the Razzle Dazzle 12'6". After a small run of custom boards entirely made in the RRD custom board factory in Italy, Roberto Ricci decided to start a complete range of fixed sizes. The new CNC shaped, full carbon laminated and totally hand finished Razzle Dazzle line is now ready for the pro racers. The new 14' delivers great performances in every kind of water conditions, perfect for flat water and ocean chop. Available in two different width sizes 14'x24" and 14'x25'.

LENGTH: 14' | **WIDTH:** 24", 25" | **THICKNESS:** 18 CM | **VOLUME:** 27 LTR | **WEIGHT:** 11 KG | **PADDLER WEIGHT RANGE:** 75 - 95 KG | **MATERIAL:** FULL CARBON | **LEVEL:** HIGH END

[HTTP://WWW.ROBERTORICCIDESIGNS.COM](http://www.robertoriccidesigns.com)



OXBOW

WANDER, EXPLORE, DISCOVER

SEARCH BAMBOO



VERSATILE & STABLE ALL-WATER SHAPES
REAL BAMBOO SANDWICH CONSTRUCTION
LIGHTWEIGHT, DURABLE, BEAUTIFUL
10' x 33" AND 11' x 34" SIZES

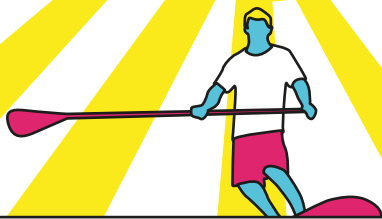


Photo: Kelsey Thompson

OXBOW-SUP.COM



Stand Up Paddle



BOARDS SURFING

BOARDS SHAPED SPECIFICALLY FOR SURFING OCEAN WAVES

6'6 EASY FOILER - BLUE PLANET SUP EUROPE

The new Blue Planet Easy Foiler boards and Foils are designed for easy foiling to make this thrilling new sport as accessible as possible. The board sizes available are: 7'6 x 30.5, 6'11 x 29.5 and 6'6 x 28.5 6'0 x 27.5 The Easy Foiler is available in Bamboo hybrid and full carbon construction. The outline, bottom shape and rocker line are designed to maximize lift and ease of catching waves while minimizing length and swing weight of the board to make it as easy to control as possible when foiling. These are dedicated foil boards with inserts for foot straps and are available with mounts for Tuttle Box or Plate mounted foils.

LENGTH: 6'6" | WIDTH: 28.5" | VOLUME: 116 L | WEIGHT: 7.5 KG | THICKNESS: 4.25" PADDLER WEIGHT RANGE: <95 KG | LEVEL: PERFORMANCE | MATERIAL: BAMBOO/CARBON/KEVLAR

[HTTP://WWW.BLUEPLANETSURF.COM](http://www.blueplanetsurf.com)



PEAK WIDE 8'10 X 32" - OXBOW SUP

The SUP wave range is the result of years of testing and optimization to find the ideal cocktail between the shape of the outline, the rocker, the volume distribution, the back shape and the placement of the fins. The result is a versatile design that provides the stability needed for a fairly easy rowing without losing performance once in the surf. These new forms allow the maintenance of their speed and maneuverability and a good grip of the rail, even in small waves. The Peaks are made of Innegra carbon and available in four sizes for paddlers of all sizes and levels. The shape generates the speed you need on softer waves while leaving freedom on steeper slopes and tighter turns. Whatever the size and shape of the waves, you will have fun!

[HTTP://WWW.OXBOW-SUP.COM](http://www.oxbow-sup.com)



SUPSURF 7'7 - HONUHELE

Top SUP surfing board, made in Europe. It's all about speed and performance! Fiberglass/ Vector net construction with additional PVC reinforcement on the handle and every fin box.

LENGTH: 7'7" | WIDTH: 27.5" | VOLUME: 95 L | WEIGHT: 7 KG | PADDLER WEIGHT RANGE: 60-80 KG | LEVEL: HIGH END | MATERIAL: FIBERGLASS/VECTOR NET

[HTTP://WWW.HONUHELE.COM](http://www.honuhele.com)



SUPSURF 7'7 YELLOW - HONUHELE

At Honuhele, it's all about speed and performance! We make every type of board-you name it! From design to construction, all done with care for quality products. The SUPSURF 7'7 Yellow features fiberglass/vector net construction with additional PVC reinforcement on the handle and every finbox! Made in Portugal.

LENGTH: 7'7" | WIDTH: 27" | VOLUME: 90 L | WEIGHT: 6.5 KG | PADDLER WEIGHT RANGE: 60-80 KG | LEVEL: HIGH END | MATERIAL: FIBERGLASS/VECTOR NET

[HTTP://WWW.HONUHELE.COM](http://www.honuhele.com)



FREESTYLE - AIRBOARD

Become a freestyle master with the right SUP board. The newly designed Freestyle from Airboard is ideal for tricks, surfing and fun. The specialized design features such as front and tail rocker and full EVA pad support the most versatile tricks. This board challenges you – now show off and have fun!

LENGTH: 8'7" | WIDTH: 30" | VOLUME: 225 L | WEIGHT: 6.9 KG | THICKNESS: 6"
PADDLER WEIGHT RANGE: <100 KG | LEVEL: PERFORMANCE | MATERIAL: SINGLE LAYER PVC

[HTTP://WWW.AIRBOARD.COM](http://www.airboard.com)



SUP 8'4 WOOD - HONUHELE

At Honuhele, it's all about speed and performance! We make every type of board-you name it! From design to construction, all done with care for quality products. The SUP 8'4 WOOD is all about glide, performance and design. Featuring beautiful wood construction with additional carbon rails! Deep channel for speed freaks! Made in Portugal.

LENGTH: 8'4" | WIDTH: 27" | VOLUME: 100 L | WEIGHT: 7 KG | PADDLER WEIGHT RANGE: 60-85 KG | LEVEL: HIGH END | MATERIAL: WOOD + CARBON

[HTTP://WWW.HONUHELE.COM](http://www.honuhele.com)



SLIDING PENGUIN - WILD SUP

The Sliding Penguin is designed for surfing but works perfectly on smaller rivers and lakes too. So if you are ready to hit the waves, the Sliding Penguin is the best choice for you. Comes with: Bravo pump (double action, high pressure up to 29 psi), WildSUP board carrying bag, WildSUP leash, repair-kit.

LENGTH: 289 CM | WIDTH: 74 CM | THICKNESS: 12 CM | WEIGHT: 10 KG | LEVEL: PERFORMANCE | MATERIAL: DROPSTITCH PVC

[HTTP://WWW.WILDSUP.EU](http://www.wildsup.eu)



SUPER FRANK - JIMMY LEWIS

The Super Frank is the ultimate SUP groveler. It's meant to be ridden quite a bit shorter than your normal board and still offer plenty stability. Flat rocker with a very deep single to double concave for high speed and drive in flat and weak surf. The outline has the wide point a bit forward coming into a performance thumb tail to make the board very responsive and easy to whip around. The Super Frank comes in two widths for each length so you can choose the width and volume that best suits you. Five Fin Box Set Up. Comes with JL Five fin set. (Allows for thruster or quad fin set up)

SIZES: 7'6"X29.5"X4" (100L), 8'X30"X4.2" (115L), 8'6"X30.5"X4.4" (130L), 7'6"X31"X4.4" (115L), 8'X31.5"X4.5" (127L), 8'6"X32"X4.5" (141L) | COLORS: GREEN, ORANGE | MATERIAL: JL CLASSIC CONSTRUCTION, JL CARBON CONSTRUCTION

[HTTP://WWW.JIMMYLEWIS.EU](http://www.jimmylewis.eu)



8'6 WAVE CARBON - INDIANA SUP


These uncompromising waveboards have world champion traits. The Brazilian Indiana shaper Johnny Cabianca also makes the boards for world surfing champion Gabriel Medina. And this man knows what it takes to get shortboard-style wave shredding to really take off.

LENGTH: 8'6/261.5 CM | WIDTH: 29"/73.7 CM | THICKNESS: 4.25/10.8 CM | VOLUME: 113 L | WEIGHT: 6.9 KG | PADDLER WEIGHT RANGE: <90 KG | LEVEL: HIGH END | MATERIAL: EPS FOAM, INNEGRA, CARBON, FIBERGLASS, EPOXY

[HTTP://WWW.INDIANA-SUP.COM](http://www.indiana-sup.com)



Stand Up Paddle



INFLATABLE BOARDS

CRUISER

BOARDS THAT CAN DO IT ALL.

HYDRO-FORCE™ OCEANA - BESTWAY

The Hydro-force Oceana is great for beginners who look for different activities. It has the best shape for safe and multifunctional driving in every water condition. Paddleboard comes with paddle, hand pump, travel bag, surf leash, seat, footrest, and repair kit.

LENGTH: 10'3.05 M | WIDTH: 33"/84 CM | VOLUME: 67 G/256 L | WEIGHT: 30 LBS/13.7 KG | THICKNESS: 4.75"/12 CM | MAX CAP.: 243 LBS/110 KG | LEVEL: ENTRY LEVEL | MATERIAL: TRITECH AND DROPSTITCH

[HTTP://WWW.BESTWAYCORP.COM](http://www.bestwaycorp.com)



AIR DRIVE - HANGZHOU KUDO OUTDOORS, LTD

The Air Drive is a very easy and versatile board line. Want to discover the SUP world, go for a ride, do yoga, or enjoy the ocean with your friends? The Air Drive is the solution. Surprise: A women's specific edition is also available.

LENGTH: 10'2 | WIDTH: 33" | VOLUME: 100 L | WEIGHT: 13 KG | THICKNESS: 5" | PADDLER WEIGHT RANGE: 35 KG-80 KG | LEVEL: ENTRY LEVEL | MATERIAL: DROPSTITCH

[HTTP://WWW.KUDOOUTDOORS.COM](http://www.kudoutdoors.com)



11'9 HEAVY DUTY - INDIANA SUP

Heavy-load touring board for rental stations and schools. Double layer construction for durability, carbon Rail for extra protection. Includes 8" Composite Fin. Sold without bag / pump.

LENGTH: 11'9/358 CM | WIDTH: 34"/86 CM | THICKNESS: 6"/15 CM | WEIGHT: 15 KG | MAX CAP.: 130 KG | MATERIAL: PVC, DROPSTITCH | LEVEL: ENTRY LEVEL

[HTTP://WWW.INDIANA-SUP.COM](http://www.indiana-sup.com)



THRIVE - AQUAMARINA

The Thrive is the ultimate go-anywhere, do-anything SUP that everyone can enjoy. Building on the success of its sister board, Breeze, Thrive takes its inspiration from the most popular nautical animal – the Sea Turtle, and is presented in stark white, black and green which is sure to please the professional paddler's eye. With its generous volume and an integrated kick pad at the tail, this board is ideal for those lighter riders and for those who want to enter the waves.

LENGTH: 9'9/300 CM | WIDTH: 30"/75 CM | THICKNESS: 6"/15 CM | VOLUME: 264 L | WEIGHT: 18.1 LBS/8.2 KG | PADDLER WEIGHT RANGE: < 120 KG | LEVEL: HIGH END

[HTTP://WWW.AQUAMARINA.COM](http://www.aquamarina.com)

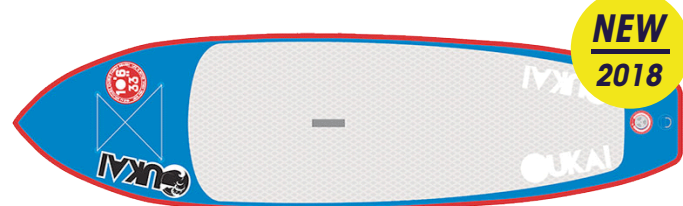


BLUELINE 10'6 - OUKAI

The Okai BlueLine 10'6 is a freeride crossover board with effortless glide and great directional tracking. The boxy tail gives the board superb water release and allows the board to turn quickly. A great board for both advanced and entry-level SUPers.

LENGTH: 10'6/323 CM | WIDTH: 84 CM | VOLUME: 250 L | THICKNESS: 12 CM - | WEIGHT: 10 KG | MAX CAP.: 125 KG | LEVEL: PERFORMANCE

[HTTP://WWW.OUKAI-SUP.COM](http://www.oukai-sup.com)

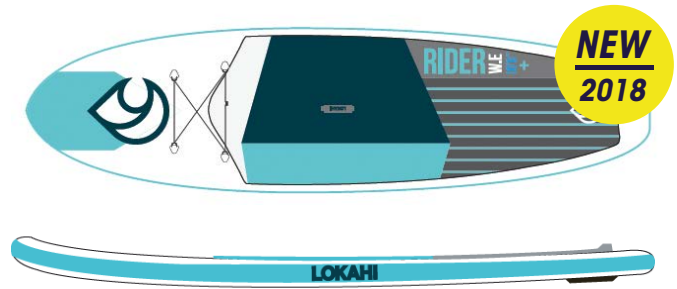


WE RIDER 10'5 + - LOKAHI

The WE Rider Air was designed to make the SUP practice as accessible as possible. With a great price to quality ratio, it is the choice to start SUPing with the whole family. "Air STRINGER Technology" construction makes it a rigid board, ideal for a regular practice. Feature: - One-piece diamond deck pad - Soft carry handle - Bungee cord - Leash D-ring - US box and its flexible single fin set up with the handy screw system - Double action pump - Repair kit - Extra large back pack with embroidery.

LENGTH: 10'6/320 CM | WIDTH: 33"/82 CM | VOLUME: 290 L | WEIGHT: 22 LBS/10 KG | THICKNESS: 6"/15 CM | LEVEL: ENTRY LEVEL | MATERIAL: DROPSTITCH AIR STRINGER TECHNOLOGY

[HTTP://WWW.LOKAHIBOARDS.COM](http://www.lokahiboards.com)

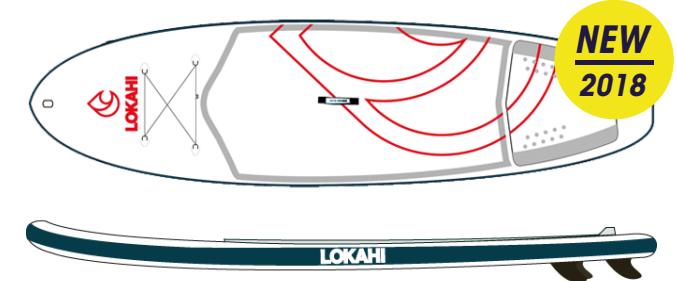


ENJOY 10'6 - LOKAHI

The ENJOY was designed to make the SUP accessible to all. It is a fantastic choice for both price and quality. Practice with family and friends. The Enjoy uses "Air SINGLE SKIN Technology" construction, making it the lightest board on the market. Features: - Two-piece diamond deck pad with an additional quick to the back and an arch - Soft neoprene carry handle - Bungee cord - Front hook - Leash D-ring - Simple action pump - 3 flex fix fins - Extra large back pack.

LENGTH: 10'6/320 CM | WIDTH: 33"/82 CM | VOLUME: 290 L | WEIGHT: 22 LBS/10 KG | THICKNESS: 6"/15 CM | LEVEL: ENTRY LEVEL | MATERIAL: DROPSTITCH AIR STRINGER TECHNOLOGY

[HTTP://WWW.LOKAHIBOARDS.COM](http://www.lokahiboards.com)



BLACK MOOSE - WILDSUP

Stand up paddleboard Black Moose – this is a very popular SUP with a universal size and shape. This SUP is very stable on the water, but also does not lose its maneuverability and speed. This board is the perfect choice if you want to enjoy relaxing and calm paddling. Because of very high compression (up to 27psi) this board reaches maximum stiffness on the water. The Black Moose features two carrying handles – one in the middle and one in the back, stainless steel D rings, elastic bands under which you can stash your stuff. And of course a very pleasant, non-slippery EVA deck on the top of the board.

LENGTH: 10'6/320 CM | WIDTH: 78 CM | VOLUME: 27 L | THICKNESS: 12 CM | WEIGHT: 10 KG | PADDLER WEIGHT RANGE: <110 KGS | MAX CAP.: 150 KG | LEVEL: ENTRY LEVEL | MATERIAL: TWO-LAYER PVC DROPSTITCH

[HTTP://WWW.WILDSUP.EU](http://www.wildsup.eu)



ECHO - AQUAMARINA

Designed like no others, plays like no others! Our freshly developed new SUP Echo 10'6 doesn't only light up our line-up with its stunning design and thrilling conch graphics, it also shines with endless all-around abilities and performance. Smooth paddling and engaging rails, this signature design and most popular size is easy to use with effortless glide. This really is as good as it gets!

LENGTH: 10'6/320 CM | WIDTH: 32"/81 CM | THICKNESS: 4"/10 CM | VOLUME: 206 L | WEIGHT: 19.8 LBS/9 KG | PADDLER WEIGHT RANGE: < 115 KG | LEVEL: HIGH END

[HTTP://WWW.AQUAMARINA.COM](http://www.aquamarina.com)



HYDRO-FORCE™ AQUA JOURNEY - BESTWAY

Great all around SUP. High maneuverability and lightness make this board perfect both for flat water and small wave riding. Comes with paddleboard, paddle, hand pump, one travel bag, surf leash, repair kit. Features: Non-slip traction pad - adjustable 85 in (2.17m) aluminum paddle (3 sections) - Convenient deck handle to easily pick up and carry the SUP.

LENGTH: 9' | 274 CM - WIDTH: 30" | 76 CM - THICKNESS: 4.75" | 12 CM - VOLUME: 55 G | 208 L - WEIGHT: 23.6 LBS | 10.7 KG - PADDLER WEIGHT RANGE: <95 KG - LEVEL: ENTRY LEVEL - MATERIAL: TRITECH™ AND DROPSTICH™

[HTTP://WWW.BESTWAYCORP.COM](http://www.bestwaycorp.com)



HYDRO-FORCE™ OCEANA TECH - BESTWAY

Great all around SUP. Best shape and thickness for stability and safety. Comes with paddleboard, paddle, hand pump, one travel bag, surf leash, repair kit. Features: Non-slip traction pad - Elastic cord for extra storage - Convenient deck handle to easily carry the SUP.

LENGTH: 10'/305 CM | WIDTH: 33"/84 CM | THICKNESS: 6"/15 CM | VOLUME: 84 G/320 L | WEIGHT: 32.8 LBS/14.9 KG | PADDLER WEIGHT RANGE: < 287 LBS/149 KG | LEVEL: ENTRY LEVEL | MATERIAL: TRITECH™ AND DROPSTICH™

[HTTP://WWW.BESTWAYCORP.COM](http://www.bestwaycorp.com)

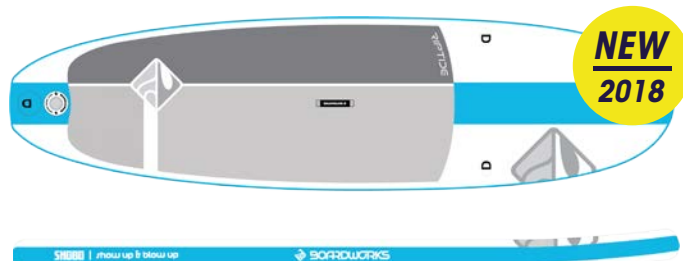


SHUBU RIPTIDE - BOARDWORKS

Our entry-level inflatable board is great for all around water activities, while the shape allows for all paddling abilities. The convenient package comes with a three-piece fiberglass shaft paddle and polycarbonate blade, backpack, and pump, which makes it easy to get on the water and store at the end of the day.

LENGTH: 10'6/320 CM | WIDTH: 33"/82 CM | VOLUME: 276 L | THICKNESS: 5" | PADDLER WEIGHT RANGE: 180-255 LBS | LEVEL: ENTRY LEVEL | MATERIAL: SINGLE LAYER | MILITARY DROP-STITCH (SLMD)

[HTTP://WWW.BOARDWORKSSURF.COM](http://www.boardworkssurf.com)



RIBER 295 - RIBER PRODUCTS

Our 2018 paddleboard range offers something for everyone. If you are just starting out in the sport or wanting to upgrade to the next level, we have something for you. The Riber 295 is perfect for all skill levels and is designed for riders wanting low volume and weight. The classic pintail shape guarantees performance and speed, while the size of the board enables easy manoeuvrability. A dual action high-pressure pump with pressure gauge and camera mount are included.

LENGTH: 295 CM | WIDTH: 78 CM | THICKNESS: 10 CM | WEIGHT: 8.3 KG | MAX CAP.: 95 KG | LEVEL: ENTRY LEVEL | MATERIAL: TWIN-LAYER FUSED HIGH DENSITY PVC

[HTTP://WWW.RIBERPRODUCTS.COM](http://www.riberproducts.com)



10'6 RIDE SPECIAL EDITION - RED PADDLE CO.

Red Paddle Co are celebrating their 10th birthday in 2018 - and they still have the same enthusiasm and spirit of adventure as they've had since they started. "If you share our passion for living life to the fullest, whether you're a newcomer or a seasoned paddler, come with us and explore your world. To celebrate the 10th anniversary of Red Paddle Co we're marking the occasion with a new addition to the Ride family. The special edition board has all the same award-winning features as the Ride 10'6, but comes in a specially created colour scheme.

LENGTH: 10'6 | WIDTH: 32"/812 MM | VOLUME: 240 L | WEIGHT: 100 KG/220 LBS | THICKNESS: 4.7"/120 MM | PADDLER WEIGHT RANGE: 35KG-80 KG | LEVEL: HIGH END | MATERIAL: MSL DROPSTITCH TECHNOLOGY

[HTTP://WWW.REDPADDECO.COM](http://www.redpaddleco.com)



10'2 X 31" TIKHINE SUN - STARBOARD

Art you can ride. This fun, compact board's wide tail makes it easy to step back and make quick fun turns. The glide sensation of the very light hull makes it a top choice for riders below 90 kg. The Tikhine boards are available in three art options. Designer Sonni Honscheid takes her inspiration from the ocean - and gives it back. Her signature artistic style now has a new home - the deck of Starboard Tikhine Line. Target rider: The perfect inflatable introduction for first time paddlers and riders who want style. Key features: Built in shoulder strap, paddle holder and bungee tie-downs on the nose.

LENGTH: 10'2/309.8 CM | WIDTH: 31"/78.7CM | THICKNESS: 4.75"/12 CM | WEIGHT: 21.5 LBS/9.77 KG | VOLUME: 261 L | PADDLER WEIGHT RANGE: 88-198 LBS/40-90 KG | LEVEL: HIGH END

[HTTP://WWW.STAR-BOARD-SUP.COM](http://www.star-board-sup.com)



SUP 11'2 - RTM

Inflatable Stand Up Paddleboard. Made of abrasion-resistant PVC 1000 D, maximum pressure 18 PSI. SUP ideal for practice and fun. Enables the discovery of activity for larger paddlers. Fabrication: two layers PVC and Drop Stitch. Sold with removable central fin and repair kit (bags, pumps, leash, optional paddles).

LENGTH: 11'2/340 CM | WIDTH: 39"/99 CM | VOLUME: 405 L/107 G | WEIGHT: 42 LBS/19 KG | THICKNESS: 6"/15 CM | LEVEL: ENTRY LEVEL | MATERIAL: PVC TARPULIN/DROPSTITCH

[HTTP://WWW.RTMKAYAKS.COM](http://www.rtmkayaks.com)



SUP 10'6 - RTM

Inflatable Stand Up Paddleboard. Made of abrasion-resistant PVC 1000 D, maximum pressure 18 PSI. We modified the width in 2017, making this board more stable and accessible to all sizes and levels of paddler. Fabrication: two layers PVC and Drop Stitch. Sold with removable central fin and repair kit (bags, pumps, leash, optional paddles).

LENGTH: 10'6/320 CM | WIDTH: 32"/81.2 CM | VOLUME: 220 L | WEIGHT: 31 LBS/14 KG | THICKNESS: 6"/15 CM | LEVEL: ENTRY LEVEL | MATERIAL: PVC TARPULIN/DROPSTITCH

[HTTP://WWW.RTMKAYAKS.COM](http://www.rtmkayaks.com)



ANTIGUA 106 - PELICAN

Pumped up and ready to go! The uLight Pelican Premium ANTIGUA 106 inflatable stand up paddle board (SUP) features an anti-slip cushioned deck pad for comfort and secure footing, an elastic bungee cord to secure your personal items, a removable 10-inch fin, and carrying handles. This inflatable SUP comes equipped with a carry bag, pump and leash. So grab your ANTIGUA 106 and create captivating paddling stories worth sharing with everyone. See you on the water!

LENGTH: 10'6" / 320 CM | WIDTH: 32" / 81 CM | VOLUME: 327 L | THICKNESS: 6" / 15 CM | WEIGHT: 27 LB / 12 KG | MAX CAP.: 250 LBS / 113.4 KG | LEVEL: ENTRY LEVEL | MATERIAL: PVC DROPSTITCH

[HTTP://WWW.PELICANSPORT.COM](http://www.pelicansport.com)



THRIVE - NRS

The Thrive series from NRS disproves the theory that no single board can do several things well. It's the perfect all-around shape for paddlers looking to mix it up with touring, fitness paddling and light river running.

LENGTH: 10'8" | WIDTH: 34" | VOLUME: 340 L | THICKNESS: 6" / 15 CM | WEIGHT: 29 LB | MAX CAP.: 250 LBS / 113.4 KG | LEVEL: ENTRY LEVEL | MATERIAL: PVC DROPSTITCH

[HTTP://WWW.NRS.COM](http://www.nrs.com)




ACTIVE 11.2 - KONA WINDSURFING AB

The refined all-round rider Active 11.2 is a development of the previous successful Active models. It is faster and more stable, making it even better for beginners or as a family board. It has a wide range of use, from playing and cruising to yoga and fitness training. With its larger volume it is well suited for the heavier paddler. The Active 11.2 is equipped with two thrusters and smaller side fins, which makes it possible to try riding waves. It comes with a windsurfing attachment and is the preferred board for windsurfing within the Active model range. It is also equipped with a second fin midship to improve its windsurfing qualities.

LENGTH: 11.2" | WIDTH: 32" | VOLUME: 33.0 L | THICKNESS: 6" | WEIGHT: 9.9 KG | PADDLER WEIGHT RANGE: <120 KGS | MAX CAP.: 25 PSI | LEVEL: ENTRY LEVEL | MATERIAL: MACHINE BASE DROPSTITCH

[HTTP://WWW.KONAWINDSURFING.COM](http://www.konawindsurfing.com)



MAGMA - AQUAMARINA

The Magma is simply a cruising and exploring tourer. Featuring a stunning design, super stable and equipped with loads of performance, this is the top choice for the explorer looking to go with the flow. Highlights- a 4cm kick pad for step back confident and control.

LENGTH: 10'10" / 330 CM | WIDTH: 30" / 75 CM | THICKNESS: 6" / 15 CM | VOLUME: 290 L | WEIGHT: 20.3 LBS / 9.2 KG | PADDLER WEIGHT RANGE: < 140 KG | LEVEL: HIGH END

[HTTP://WWW.AQUAMARINA.COM](http://www.aquamarina.com)



GLADIATOR PRO 10.8 - BS MARINE

The perfect board for heavier riders. With its 36" width, this board provides maximal cross stability. The thickness means it will successfully allow for progress. If necessary, the SUP board can be pumped to great pressure that will provide high stiffness even under large loads.

LENGTH: 10'8" / 329 CM | WIDTH: 32" / 82 CM | THICKNESS: 6" / 15 CM | WEIGHT: 24.25 LBS / 11 KG | MAX CAP.: 300 LBS / 140 KG | MATERIAL: MSL DOUBLE-WALL DROPSTITCH

[HTTP://WWW.BSMARINE.NET](http://www.bsmarine.net)



D7 10'6 UNIVERSAL + - BS MARINE

D7 10'6" Universal+ from BS Marine is the lightest board in this size range. Thanks to HYTEX material, it's very durable and easy to carry. It has just the right amount of curve in the plane shape so it rides smoothly and predictably in surf, no matter what level of rider you are. Suits all riding styles in most conditions.

LENGTH: 10'6" / 323 CM | WIDTH: 32" / 82 CM | THICKNESS: 6" / 15 CM | WEIGHT: 18.75 LBS / 8.5 KG | MAX CAP.: 260 LBS / 120 KG | MATERIAL: HEYTRAX DOUBLE-WALL DROPSTITCH | LEVEL: ENTRY LEVEL

[HTTP://WWW.BSMARINE.NET](http://www.bsmarine.net)



10'6 FAMILY PACK - INDIANA SUP

Fun for all the family: Thanks to its additional volume, the Indiana Inflatable Family boards are particularly stable - so that mom or dad and the kids - and the dog - can climb aboard. The inexpensive family sets include a board with bag, paddle, pump and repair kit.

LENGTH: 10'6/320 CM | WIDTH: 32"/82 CM | THICKNESS: 6"/15 CM | VOLUME: 307 L
| WEIGHT: 9.5 KG | MAX CAP.: 260 LBS/120 KG | MATERIAL: PVC, DROPSTITCH |
LEVEL: PERFORMANCE

[HTTP://WWW.INDIANA-SUP.COM](http://www.indiana-sup.com)



BEAST - AQUAMARINA

With the heart and generous size of a race SUP, the Beast is a versatile, all-round SUP for paddling at speed in all water conditions. It has empowered with our SuperTough (ST) stringer technology, making the board extraordinarily rigid yet lighter with superior stroke power, control and balance. Our 3/4 EVA deck design with kick pad at tail ensures critical cutbacks and turning can be perfectly done. In short it is an all-conditions SUP that delivers ultimate fun.

LENGTH: 10'6/320 CM | WIDTH: 32"/81 CM | THICKNESS: 6"/15 CM | VOLUME: 304 L
| WEIGHT: 20.5 LBS/9.3 KG | PADDLER WEIGHT RANGE: < 143 KG | LEVEL: HIGH END

[HTTP://WWW.AQUAMARINA.COM](http://www.aquamarina.com)



ISUP 10'6 - SEAPRO

Seapro iSUP features PVC dropstitch 1100 DTEX, maximum pressure 18 PSI, anti-slip EVA foam, one handle, inflation and deflation valve, D ring for the leash. All SEAPRO iSUP are delivered with a SUP hand pump with barometer, a PVC repair kit and a carry bag.

LENGTH: 10'6/320 CM | WIDTH: 30"/75 CM | THICKNESS: 6"/15 CM | MATERIAL: DROPSTITCH
WITH PVC STRINGER | PADDLER WEIGHT RANGE: < 190 KG | LEVEL: PERFORMANCE

[HTTP://WWW.SINOBOAT.NET](http://www.sinoboat.net)/[HTTP://WWW.4SUP.NET](http://www.4sup.net)



ISUP 10' - SEAPRO

Seapro iSUP features PVC dropstitch 1100 DTEX, maximum pressure 18 PSI, anti-slip EVA foam, one handle, inflation and deflation valve, D ring for the leash. All SEAPRO iSUP are delivered with a SUP hand pump with barometer, a PVC repair kit and a carry bag.

LENGTH: 10' | WIDTH: 30"/75 CM | THICKNESS: 6"/15 CM | MATERIAL: DROPSTITCH
WITH PVC STRINGER | PADDLER WEIGHT RANGE: < 180 KG | LEVEL: PERFORMANCE

[HTTP://WWW.SINOBOAT.NET](http://www.sinoboat.net)/[HTTP://WWW.4SUP.NET](http://www.4sup.net)

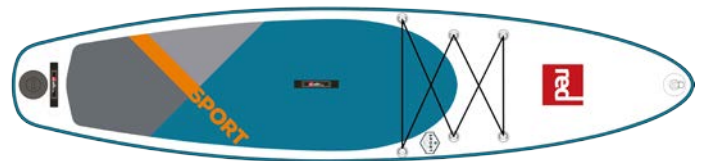


11'3 SPORT - RED PADDLE CO.

Voted Gear of the Year by Outside Magazine in 2017, the 11'3" Sport offers a step up from the Ride family. The Sport line has been designed to deliver more speed and dynamic performance for the more experienced paddler. One of the best selling boards in 2017, the secret lies in the sleek shape, which cuts through the water cleanly, and the drawn out nose section, which gives them more glide across the water.

LENGTH: 11'3" | WIDTH: 32"/813 MM | VOLUME: 306 L | THICKNESS: 4.7"/120 MM | MAX
CAP.: 110 KG/242 LBS | LEVEL: HIGH END | MATERIAL: MSL DROPSTITCH TECHNOLOGY

[HTTP://WWW.REDPADLECO.COM](http://www.redpaddleco.com)



11' ALL ROUND REGULAR - SHARK SUPS CO., LTD

The 11' All-Round Regular is an amazing paddle board with excellent stability, ideal for beginners, bigger paddlers, and family users. If you are looking for the perfect board for a long distance ride and the ability to carry a large quantity of gear, this is the right board. The board is 15 cm in thickness offering super high buoyancy and stiffness. Made with new Fusion Technology for stronger board construction and even more lightweight, so it's easier to carry and move on the water. Comes with warranty - 3 years CE Certificate No.-- OP170818.SSDW85.

LENGTH: 11' | WIDTH: 34" | WEIGHT: 10.8 KG | THICKNESS: 6" | PADDLER WEIGHT RANGE:
0-125 KG | MATERIAL: PVC

[HTTP://WWW.SHARKSUPS.COM](http://www.sharksups.com)



SUP 12' - RTM

Stable and racy, this board allows the athletes of big sizes to navigate in Stand Up Paddle without having the imbalance of the boards shorter and with less volume. Performs well in rough waters. Fabrication: Abrasion-resistant PVC 1000 D, maximum pressure 18 PSI. 2 layers PVC and Drop Stitch. Sold with removable central fin and repair kit (bags, pumps, leash, optional paddles).

LENGTH: 12'/366 CM | WIDTH: 39"/81.2 CM | VOLUME: 365 L | WEIGHT: 33 LBS/15 KG | THICKNESS: 6"/15 CM | LEVEL: ENTRY LEVEL | MATERIAL: PVC TARPAULIN/DROPSTITCH

[HTTP://WWW.RTMKAYAKS.COM](http://www.rtmkayaks.com)



SHARK 10.6 - SIREN SUPSURFING

The Shark 10.6 is a very versatile all-round SUP board. With the shape of the classic all-rounder, it covers the needs of all paddlers who are looking for a balanced board for all requirements. The Shark 10.6 excels where agility is required, from lakes, rivers and in the sea. Even small tours can be easily handled. For beginners, the board offers sufficient tipping stability and fun in small waves.

LENGTH: 10.6'/324 CM | WIDTH: 33"/84 CM | VOLUME: 235 L | WEIGHT: 8.8 KG | THICKNESS: 6"/15 CM | MAX CAP.: 115 KG | LEVEL: ENTRY LEVEL | MATERIAL: DROPSTITCH

[HTTP://WWW.I-SUP.DE](http://www.i-sup.de)



AIR ALL-ROUNDER - SIPBOARDS

Our All-rounder is for paddlers of all ages and ability levels, as it is sturdy as a ship. Families and those who are into SUP for the fun of it will love this model, which works as well as a SUP as it does as a mobile diving board – endless summer fun.

LENGTH: 11' | 335 CM –WIDTH: 35" | 90 CM –THICKNESS: 5.5" | 14 CM –VOLUME: 310 L –WEIGHT: 26 LBS | 12 KG –PADDLER WEIGHT RANGE: < 309 LBS | 140 KG –LEVEL: HIGH END –MATERIAL: DOUBLE LAYER PVC DROPSTITCH

[HTTP://WWW.SIPBOARDS.COM](http://www.sipboards.com)



MOLA 12.0 XPL - SIREN SUPSURFING

Fresh from SIREN comes a very thick fish: the Mola 12.0 XPL! With this board you can start your next adventure, because the Mola is a great all-rounder. With a length of 12 ft and width of 33 inches the Mola has the Mola has great tilt stability and is known for its sprinting control. The narrow tail and the length are peculiarities not found with every all-around board that makes the Mola exceptionally fast and directional. Add the simple and elegant gray-blue design and the SIREN Mola 12.0 XPL is a beautiful, robust and very solid all-round board that will help you feel comfortable even on long trips. Two luggage nets gives plenty of storage for longer adventures.

LENGTH: 12'/365 CM | WIDTH: 33"/84 CM | VOLUME: 310 L | WEIGHT: 10.5 KG | THICKNESS: 6"/15 CM | MAX CAP.: 140 KG | LEVEL: ENTRY LEVEL | MATERIAL: DROPSTITCH

[HTTP://WWW.I-SUP.DE](http://www.i-sup.de)



JET PROPELLED DRIVE SERIES



SELF-INFLATING AIR SERIES



FUTURE OF SUP IS HERE



Stand Up PaddleWorld

THE INTERNATIONAL STAND UP PADDLING MAGAZINE




SEA KAYAK | CANOE | SIT ON TOP | STAND UP
BOATING | OUTRIGGERS | REC | SURF SKI

SUPWORLDMAG.COM | FACEBOOK/SUPWORLDMAG | #SUPWORLDMAG



Stand Up Paddle



INFLATABLE BOARDS

DISTANCE

INFLATABLE SUPS ALLOW FOR GREAT EASE OF TRANSPORT AND SOLID DURABILITY ON RIVERS, LAKES AND OCEANS. WHILE SLIGHTLY LESS RIGIDITY MAY COMPROMISE ULTRA HIGH END FUNCTION, ADVANCES IN CONSTRUCTION MEAN PERFORMANCE OF INFLATABLES IS CONSTANTLY ON THE RISE. PERFECT FOR PADDLERS WHO WANT TO TAKE THEIR BOARDS WHEREVER THEY GO!

14'0 TOURING LIMITED EDITION - INDIANA SUP

The Limited Edition 14' Touring is lightning-fast and very track-adherent thanks to its pointed outline and flat scoop rocker-line. The fiberglass pressure belt on top and the Dyneema Triple Stringer tension flange at the bottom make it lightweight and very rigid at the same time. This board is the choice for paddlers doing long exploring trips or who just love going fast and straight. The loud colors and totem pattern give it a fresh look and certainly make any paddler happy who has missed color in our plain yacht designs.

LENGTH: 14'0/426.7 CM | WIDTH: 28"/71.1 CM | VOLUME: 330 L | WEIGHT: 12.3 KG | THICKNESS: 6"/15 CM | MAX CAP.: < 120 KG | LEVEL: PERFORMANCE | MATERIAL: DROPSTITCH, PVC

[HTTP://WWW.INDIANA-SUP.COM](http://www.indiana-sup.com)



HYDRO-FORCE™ FASTBLAST - BESTWAY

The Bestway Hydro-Force™ Fastblast is long, fast and stable, suitable for fast riding and medium-long tours on the water. It is perfect for those looking for a Race/Fast Touring board. Paddleboard includes: hand pump, deluxe backpack, surf leash, repair kit, and one removable fin.

LENGTH: 12'6/3.81 M | WIDTH: 30"/76 CM | VOLUME: 92 G/349 L | WEIGHT: 33.7 LBS/15.3 KG | THICKNESS: 6"/15 CM | MAX CAP.: 265 LBS/120 KG | LEVEL: HIGH END | MATERIAL: TRITECH AND DROPSTITCH

[HTTP://WWW.BESTWAYCORP.COM](http://www.bestwaycorp.com)



SUP BI-DROP - AQUADESIGN

Cross the line of the challenge with the new BI DROP! Able to overcome the 240 division, this board opens new horizons to the practice of SUP. Designed as a 12'6 racing board with a streamlined and dynamic shape, it offers the necessary security for the practice of SUP on the high seas while optimizing gliding performance. Equipped with two separate compartments, its unique structure optimizes the inertia of the board and reduce its weight. Features : PVC dropstitch 1100 DTEX - Max. pressure 18 PSI (1,03 Bar), dropstitch 6" (10 cm), anti-slip EVA foam, handle, inflation and deflation valve, 1 removable fin, D ring for the leash, elastic to secure baggage. All BI DROP SUP are delivered with a SUP hand pump with nanometer, a PVC repair kit and carrybag.

LENGTH: 12'6/381 CM | WIDTH: 29"/74 CM | VOLUME: 320 L | WEIGHT: 15 KG | THICKNESS: 10 CM + 15 CM | LEVEL: HIGH END | MATERIAL: DROPSTITCH

[HTTP://WWW.AQUADESIGN.EU](http://www.aquadesign.eu)



11'8 GREAT TOURING BOARD - SHARK SUPS CO., LTD

Everyone can join in on the fun with the 11'8 Great Touring board. The Great Touring board is a higher volume board for greater stability on the water. At 150 mm thick, this inflatable stand up paddle board is the best board for bigger riders (264lbs/120kgs+) or smaller riders paddling with a child. The board is 150mm thick - a higher volume board for greater stability. It is more than 50% stiffer compared to the standard 100mm board thanks to new Fusion Technology, exclusive technology that makes the board construction stronger, and more lightweight, so it's easier for people to carry and move on the water. Comes with warranty -- 3 years CE Certificate No.-- OP170818.SSDW85.

LENGTH: 11'8 | WIDTH: 30" | WEIGHT: 10 KG | THICKNESS: 6" | PADDLER WEIGHT RANGE: 0-160 KG | LEVEL: PERFORMANCE | MATERIAL: PVC

[HTTP://WWW.SHARKSUPS.COM](http://www.sharksups.com)



HYDRO-FORCE™ CRUISER - BESTWAY

The Bestway Hydro-Force™ Cruiser is perfect for long and safe tours on the water. The Cruiser offers stability, speed and space for luggage. Paddleboard includes: hand pump, deluxe backpack, surf leash, repair kit, and one removable fin.

LENGTH: 10'6/3.2 M | WIDTH: 30"/76 CM | VOLUME: 77 G | 293 L | WEIGHT: 32.8 LBS/14.9 KG | THICKNESS: 6"/15 CM | MAX CAP.: 265 LBS/120 KG | LEVEL: PERFORMANCE | MATERIAL: TRITECH AND DROPSTITCH

[HTTP://WWW.BESTWAYCORP.COM](http://www.bestwaycorp.com)



14' SAILFISH RACING BOARD - SHARK SUPS CO., LTD

The 14' Sailfish Racing board is an inflatable stand up paddle board for the on-the-go racer. Its revolutionary design makes it one of the most high-performance inflatable racing boards you can find. Fast like a sailfish, this board is for the experienced and light rider only. New Fusion Technology, exclusive technology that makes the board construction stronger and more lightweight, so it's easier for people to carry and move on the water. Comes with warranty -- 3 years CE Certificate No.-- OP170818.SSDW85.

LENGTH: 14' | WIDTH: 25" | WEIGHT: 10 KG | THICKNESS: 6" | PADDLER WEIGHT RANGE: 0-100 KG | LEVEL: HIGH END | MATERIAL: PVC

[HTTP://WWW.SHARKSUPS.COM](http://www.sharksups.com)



16'0 TOURING LIMITED EDITION - INDIANA SUP

The Limited Edition 16'Touring is unique on the market. This extravagant board is made for heavy paddlers who want a slim, fast and big volume board. The slim, pointed outline and flat scoop-rocker-line make this board lightning-fast and very track-adherent. Thanks to its fiberglass pressure belt on top and the Dyneema Triple Stringer tension flange at the bottom it's lightweight and very rigid at the same time. The loud colors and totem patterns give it a fresh look and certainly make any paddler who has missed having color in our plain yacht designs happy.

LENGTH: 16'0/487.7 CM | WIDTH: 28.75"/73 CM | VOLUME: 389 L | WEIGHT: 14 KG | THICKNESS: 6"/15 CM | MAX CAP.: < 120 KG | LEVEL: PERFORMANCE | MATERIAL: DROPSTITCH, PVC

[HTTP://WWW.INDIANA-SUP.COM](http://www.indiana-sup.com)



ROCKET-LE - AIRBOARD

Stay at the front of the pack with the New Rocket LIGHT EDITION from Airboard® - 20% lighter thanks to the latest materials. The completely new shape stands out immediately. The dolphin-like nose of the Airboard® Rocket simulates a displacement hull, with as little water as possible at the top of the SUP. The water is displaced to the side by this wedge-shaped form. The Airboard Rocket is 14' long (427cm) and 27" wide, ideal to compete in SUP races.

LENGTH: 14' | WIDTH: 27" | VOLUME: 300 L | THICKNESS: 6" | WEIGHT: 8.5 KG | LEVEL: HIGH END | PADDLER WEIGHT RANGE: <140 KG

[HTTP://WWW.AIRBOARD.COM](http://www.airboard.com)



12'6 X 31" TOURING DELUXE DOUBLE CHAMBER - STARBOARD

A tool for adventure. A highly efficient shape for cruising and exploring with good glide to cover distance. The inflatable touring board is the explorer's favorite transportation. With the new technology, The new Touring Deluxe Double Chamber makes the board stiffer and safer than ever before. The secondary chamber offers up to 42 litres of safety floatation. This innovative chamber also doubles the sidewalls and acts like rollable I-BEAMS. Starting just behind the standing area and continue toward the front, the chamber is placed in the most critical area for flex and reduces deflection by 1.8 cm. Target rider: explorers. Key features: FCS Touring Fin, Star Mount and bungee tie-downs to pack your gear for the next adventure.

LENGTH: 12'6/381 CM | WIDTH: 31"/78.7 CM | THICKNESS: 6"/15 CM | WEIGHT: 25 LBS/11.48 KG | VOLUME: 320 L | LEVEL: HIGH END | PADDLER WEIGHT RANGE: 121-242 LBS/55-110 KG

[HTTP://WWW.STAR-BOARD-SUP.COM](http://www.star-board-sup.com)



14'0 X 26" ALL STAR AIRLINE - STARBOARD

Challenging the future. A popular size for many riders. The 14'0 x 26 All Star gives enough stability to be in control when conditions get choppy, yet fast and slippery to cover distances quickly. With the extra stiffness and rigidity from the Airline system coupled with the lightweight technology, this board will make you question a hard board. It is our most significant breakthrough in tuning rocker lines and deflection. Target rider: All racers. Key features: Nose cone, loop and hook with a pre-stretched High Tension aramid fiber cable providing unparalleled stiffness and rigidity.

LENGTH: 14'/426.7 CM | WIDTH: 26"/66 CM | THICKNESS: 6"/15 CM | VOLUME: 320 L | LEVEL: HIGH END | PADDLER WEIGHT RANGE: 132-231 LBS/60-105 KG

[HTTP://WWW.STAR-BOARD-SUP.COM](http://www.star-board-sup.com)



AIR CRUISER - SIPABOARDS

The cruiser is a faster model, based on the same shape as the original SipaBoards Drive line, for the adventurer who wants to get out on the water in minutes and keep paddling for hours. You will enjoy its straight lines and sleek shape, which cut through the chop and take you wherever your body powers you.

LENGTH: 11'335 CM | WIDTH: 32"/80 CM | THICKNESS: 5.5"/14 CM | WEIGHT: 25 LBS/11.5 KGS | VOLUME: 250 L | LEVEL: HIGH END | PADDLER WEIGHT RANGE: <265 LBS/<120 KG | MATERIAL: DOUBLE LAYER PVC DROPSTITCH

[HTTP://WWW.SIPABOARDS.COM](http://www.sipaboards.com)



INDIANA INFLATABLE 12'6 TOURING - INDIANA SUP

The fast touring board is very stable and tilt-resistant due to the double-concave underwater hull. Triple Stringer Technology makes it one of the lightest and most rigid boards on the market. The Touring is available in the narrow, extra-sporty 12'6 variant, as a wider and tilt-resistant 11'6 or as a lady version, which is specially adapted to the needs of the ladies in terms of volume, weight and size.

LENGTH: 12'6/3.81 M | WIDTH: 28"/71.1 CM | VOLUME: 309 L | WEIGHT: 11 KG | THICKNESS: 6"/15 CM | MAX CAP.: < 110 KG | LEVEL: PERFORMANCE | MATERIAL: DROPSTITCH, PVC

[HTTP://WWW.INDIANA-SUP.COM](http://www.indiana-sup.com)



HOWLING WOLF - WILD SUP

If it's not your first time on a SUP, or if you are looking for speed and dynamic performance but you don't want a race board, then the Howling Wolf is just for you. Inflatable up to 27 psi means you don't have to worry about bumps and dings, but don't have to compromise on stiffness and stability. Comes with SUP, wheeled bag, pump, leash, and repair kit.

LENGTH: 12'6/374 CM | WIDTH: 70 CM | THICKNESS: 12 CM | WEIGHT: 13 KGS | MATERIAL: PVC DROPSTITCH

[HTTP://WWW.WILD SUP.EU](http://www.wildsup.eu)



12'6 TOURING - INDIANA SUP

The fast Touring Board is very stable and remains on course due to the double-concave underwater hull. Thanks to the triple stringer technology, it is one of the lightest and sturdiest boards on the market. The Touring is available in the narrow, extra sporty 12'6" version, as a wider and tilt-resistant 11'6", or Lady version, which, in terms of volume, weight and size, is specifically adapted to the needs of the ladies.

LENGTH: 12'6/3.81 M | WIDTH: 28" | 71.1 CM | VOLUME: 309 L | WEIGHT: 11 KG | THICKNESS: 6"/15 CM | MAX CAP.: < 110 KG | LEVEL: PERFORMANCE | MATERIAL: DROPSTITCH, PVC

[HTTP://WWW.INDIANA-SUP.COM](http://www.indiana-sup.com)



RAY 12.6 PFT - SIREN SUPSURFING

The Ray 12.6 PFT is a sporty touring racer in the SIREN range. Thanks to its innovative cruiser shape, it not only allows comfortable exits, but also sports training and racing operations. The combination of a slightly wider midsection with a super narrow rear gives stability when paddling, but also keeps the board at a higher pace. We believe we offer the lightest and stiffest board generation on the I-SUP market thanks to our new PFT technology. The SIREN ray 12.6 PFT has the stuff for fun beginner races and inflatable sprints, as well as quick exploration or a fitness trip on the lake.

LENGTH: 12'/384 CM | WIDTH: 29"/78 CM | VOLUME: 271 L | WEIGHT: 10.9 KG | THICKNESS: 6"/15 CM | MAX CAP.: 115 KG | LEVEL: HIGH END | MATERIAL: DROPSTITCH

[HTTP://WWW.I-SUP.DE](http://www.i-sup.de)



HALA CARBON NASS - HALA GEAR SUP

Our new, patented Carbon Construction™ creates rigidity with hardboard-like performance while also being travel-ready. Coupled with a sleek outline and glide rocker, the Nass gives you a smooth ride and a solid tracking experience. Zoom across a secluded alpine lake or hop a flight and tour down a jungle river. Whatever you choose, rig up and set out with speed and style. This 30" wide board is the most versatile touring board you've ever been on. So pack up your gear with the 8 D-Ring rigging points and let the Nass carry you to new adventures.

LENGTH: 12'6 | WIDTH: 30" | VOLUME: 350 L | WEIGHT: 29 LBS | THICKNESS: 6" | PADDLER WEIGHT RANGE: <400 LBS | LEVEL: HIGH END | MATERIAL: CARBON CONSTRUCTION™ + PVC

[HTTP://WWW.HALAGEAR.COM](http://www.halagear.com)



ACTIVE CRUISER 12.6 - KONA WINDSURFING AB

The top-selling high-performer Cruiser 12.6 has become the favorite among many Kona paddlers. It is the choice for rental stores as well as ambitious recreational and touring paddlers. The Cruiser 12.6 has even proven to work as a stepping-stone into racing. Like all other Kona inflatables it can be inflated up to 25 psi making it extremely stiff and reliable. The Cruiser 12.6 has an outstanding wide range of usability also making it a great choice for yoga and fitness training. The 2017 model year is built on the success of previous models and has been improved in every detail thanks to the new technology, which makes the board stiffer and lighter.

LENGTH: 12'6" | WIDTH: 30" | VOLUME: 34.5 L | THICKNESS: 6" | WEIGHT: 11 KG |
PADDLER WEIGHT RANGE: <120 KGS | MAX CAP.: 25 PSI | LEVEL: HIGH END |
MATERIAL: MACHINE BASE DROPSTITCH

[HTTP://WWW.KONAWINDSURFING.COM](http://www.konawindsurfing.com)



11' WING AIR - BIC SUP

The 11' WING Air is designed to efficiently cut through the water for maximum glide. This makes it ideal for longer distance trips as well as recreational racing and paddling. This Touring model features nose and tail carry handles, deck bungee storage area, premium diamond groove deck pads and a universally compatible fin box with removable touring fin. SUP AIR construction optimizes rigidity, reduces weight and maintains shape control and durability; an uLa high-density Dyneema® Stringer for added rigidity, double layer rails to maximize durability and a single layer of drop-stitch material to keep the board extremely lightweight. It comes come standard with nose and tail carry handle, O-ring leash attachment point, universally compatible center fin box and premium diamond-groove EVA deck pads.

LENGTH: 11'335 CM | WIDTH: 32"/81 CM | THICKNESS: 6"/15 CM | WEIGHT: 23
LBS/10.4 KGS | MATERIAL: DROPSTITCH

[HTTP://WWW.BICSUP.COM](http://www.bicsup.com)



AIR GLIDE BULLET 14' - SIC MAUI

The Bullet 14' is one of the highest-end inflatable boards on the market. Designed with nearly the same dimensions as its composite counterpart, it offers near unbeatable performance. SIC Air-Glide Bullet utilize FST (Fusion Skin Technology). FST is substantially stiffer than single layer PVC, which translates into rigidity, stability, speed and greater glide. SIC Air-Glide boards also feature DSW (Double Sidewall Construction). SIC always goes the extra mile when it comes to performance, durability and wherever possible, enhanced safety. A DSW assists in stiffening the board and enabling it to handle higher PSIs. The Air-Glide Bullet come complete with a leash, wheelee backpack and repair kit. Available in both 14' and 17'4 lengths.

LENGTH: 14'/426.7 CM | WIDTH: 28.5"/72.4 CM | THICKNESS: 6"/15 CM | WEIGHT: 25.4
LBS/11.5 KGS | FIN: WEEDLESS 9" | MATERIAL: DCS FUSION

[HTTP://WWW.SICMAUI.COM](http://www.sicmaui.com)



11'6 FAMILY PACK - INDIANA SUP

Fun for all the family: Thanks to its additional volume, the Indiana Inflatable Family boards are particularly stable - so that mom or dad and the kids - and the dog as well - can climb aboard. The inexpensive familysets include a board with bag, paddle, pump and repair kit.

LENGTH: 11'6/3.5 M | WIDTH: 31"/78.7 CM | VOLUME: 317 L | WEIGHT: 10.5 KG |
THICKNESS: 6"/15 CM | MAX CAP.: < 130 KG | LEVEL: PERFORMANCE |
MATERIAL: DROPSTITCH, PVC

[HTTP://WWW.INDIANA-SUP.COM](http://www.indiana-sup.com)



ESCAPE 11'6 - NRS

The Escape gives you efficient performance for fast morning workouts and long afternoon tours, plus the carrying capacity to support that overnight adventure on your bucket list. Inflates up to a rock-hard 20 psi for performance that rivals a hard board, then folds up compactly when deflated for easy transport and storage. Removable, interchangeable fins let you customize your setup and the ABS plastic fins absorb impacts without breaking. All NRS SUP boards are backed by a three-year warranty.

LENGTH: 11'6 | WIDTH: 32" | VOLUME: 318 L | WEIGHT: 26 LBS | THICKNESS: 6" |
PADDLER WEIGHT RANGE: 100- 250 LBS | LEVEL: ENTRY LEVEL | MATERIAL: PVC
DROP-STITCH | SIZES: 10'4, 11'6, 12'6

[HTTP://WWW.NRS.COM](http://www.nrs.com)



BLACKLINE TOURING 12'6 - OUKAI


The Blackline edition of the touring board features a laminated glass stringer, which makes it up to 70% stiffer than any other standard construction. The shape features a highly efficient rocker and outline with superb glide and great tracking ideal for exploring.

LENGTH: 12'6/384 CM | WIDTH: 76 CM | VOLUME: 310 L | WEIGHT: 11 KG | LEVEL: HIGH END

[HTTP://WWW.OUKAI-SUP.COM](http://www.oukai-sup.com)



Stand Up Paddle



BOARDS WHITEWATER

BOARDS THAT HAVE BEEN CREATED KEEPING IN MIND ALL THE DIFFICULTIES ONE HAS TO DEAL WITH WHEN PADDLING WHITEWATER. THOSE BOARDS ARE STRONGER AND WIDER SO THEY ARE STABLE AND SHAPED SO THEY CAN GO OVER CURRENTS AND EDDIES.

SUP CROSS - AQUADESIGN

This new paddleboard, born from the extreme, holds many surprises. Custom made to face whitewater, the CROSS is the result of long and hard collaboration with many whitewater enthusiasts. Stable, reactive and dynamic, the Cross likes to fully explore the forces of the rivers while giving technical control to the rider. The CROSS is able to surf waves as well as give confidence to beginners. Equipped down to the smallest detail, this new toy will give you incredible pleasure. Features : PVC dropstitch 1100 DTEX - Max. pressure 18 PSI (1,03 Bar), dropstitch 4"7, anti-slip EVA foam, handles, inflation and deflation valve, 5 removable fins, D ring for the leash, elastic to secure baggage. All CROSS SUPs are delivered with a SUP hand pump with nanometer, a PVC repair kit and carrybag.

LENGTH: 9'4/284 CM | WIDTH: 91 CM | VOLUME: 260 L | WEIGHT: 15 KG | THICKNESS: 12 CM | LEVEL: PERFORMANCE

[HTTP://WWW.AQUADESIGN.EU](http://www.aquadesign.eu)



RAPID - AQUAMARINA

Short and nimble, the Rapid 9'6" is an advanced river SUP that delivers easy surfing action with surprisingly radical performance attributes. Featuring stability, ease of use with desired speed and control, the Rapid guarantees unbeatable fun in all types of waves.

LENGTH: 9'6/289 CM | WIDTH: 33"/84 CM | THICKNESS: 6"/15 CM | VOLUME: 289 L | WEIGHT: 22 LBS/10 KG | MAX. CAP.: < 287 LBS, 130 KG | LEVEL: HIGH END

[HTTP://WWW.AQUAMARINA.COM](http://www.aquamarina.com)



STREAM-LE - AIRBOARD

The Airboard STREAM SUP comes in a timeless design. The durable double-layer construction guarantees great driving fun in rivers but also on calm waters. With the US box fin system, the SUP adapts to every situation. The kickpad and the extended deckpad on the nose make the Airboard STREAM extremely agile and a loyal companion on the river, lake and on the sea. Now available in the LIGHT EDITION - 20% weight savings thanks to the latest materials.

LENGTH: 10' | WIDTH: 32" | THICKNESS: 6"/150 MM | WEIGHT: 9.7 KG | VOLUME: 265 L | MAX. CAPACITY: 160 KG | MATERIAL: ULA LIGHT DOUBLE LAYER | LEVEL: HIGH END

[HTTP://WWW.AIRBOARD.COM](http://www.airboard.com)



WHIP 9.6 - NRS

Pull up to your local play wave, pump up the Whip and start shredding. The Whip's rounder shape, shorter length and surf-style fin and tail configurations make it the ultimate park-and-play inflatable. Inflates up to a rock-hard 20 psi for performance that rivals a hard board, then folds up compactly when deflated for easy transport and storage. Removable, interchangeable fins let you customize your setup and the ABS plastic fins absorb impacts without breaking. All NRS SUP boards are backed by a three-year warranty.

LENGTH: 9'2 | WIDTH: 34"/864 MM | THICKNESS: 6"/150 MM | WEIGHT: 25 LBS VOLUME: 329.5 L | MAX. CAPACITY: 250 LBS | MATERIAL: PVC DROPSTITCH | LEVEL: ENTRY LEVEL

[HTTP://WWW.NRS.COM](http://www.nrs.com)



QUIVER 9.8 - NRS

If river running is your jam, the NRS Quiver is your board. The Quiver combines a wide deck with extra rocker on the nose and tail to deliver the ultimate combination of stability and maneuverability.

LENGTH: 9'8" | WIDTH: 36" | VOLUME: 322 L | WEIGHT: 26 LBS | THICKNESS: 6" | PADDLER WEIGHT RANGE: 130-250 LBS | LEVEL: ENTRY LEVEL | MATERIAL: PVC DROPSTITCH

[HTTP://WWW.NRS.COM](http://www.nrs.com)



HALA PEÑO - HALA GEAR SUP

The patent-pending DoubleStack™ construction divides the Hala Peño board into two sections, giving this high volume board the rail benefits of a hardboard-like surfer. The wider 3" bottom chamber provides an edge to delve into the wave with precision while the stacked 3" top chamber gives you a sturdy platform to base from. A 32-inch width creates stability as you paddle downriver to your next play feature, but stays quick and responsive in the wave. A 6'11" length gives you a smooth ride that can take on larger waves while still fitting into those smaller pockets.

LENGTH: 6'11" | WIDTH: 32" | VOLUME: 224 L | WEIGHT: 25 LBS | THICKNESS: DOUBLESTACK™ 3"+ 3" | PADDLER WEIGHT RANGE: 0-280 LBS | LEVEL: PERFORMANCE | MATERIAL: PVC

[HTTP://WWW.HALAGEAR.COM](http://www.halagear.com)



HALA RADO - HALA GEAR SUP

Inspired by rugged Colorado rivers, the Rado is the burliest, sportiest expedition board to do it all. Venture out on a long expedition, set up camp, then hit the river again to stomp whitewater and shred the surf with confidence. The Rado comes standard with a Stompbox™ retractable fin and four fixed, unbreakable, low profile, side fins for low draft, high-performance tracking. 10 rigging points, six of which are soft and centralized plus four additional side ones. The full rocker combined with the board length is designed to support the gear load while still punching holes. Our classic CoreConstruction™ makes this board rugged and dynamic for all crossover adventures so you can explore uncharted territories all year long.

LENGTH: 10'10" | WIDTH: 35" | VOLUME: 345 L | WEIGHT: 33 LBS | THICKNESS: 6" | PADDLER WEIGHT RANGE: 0-350 LBS | LEVEL: PERFORMANCE | MATERIAL: PVC

[HTTP://WWW.HALAGEAR.COM](http://www.halagear.com)



RIVER AIR 9'2 - OXBOW

At 9'2" the RIVER is compact, rigid (15psi), rugged and maneuverable. It's a super-stable platform that easily punches through waves and swirly, boily eddylines. Six grab handles are carefully placed along the rails for easy access when you need to quickly pull yourself back on board. These rugged handles also work great for securing gear if you need to bring along more than the standard bungee deck rigging will accommodate. Optimized nose and tail rocker help keep the board on top of the water through holes and prevents pearling while surfing. A low-profile permanent quad flexi-fin set-up is ideal for running shallow rapids and for maximum maneuverability, while the universal center fin box lets you attach a longer center fin (included) for added stability and tracking in deeper water. Psst- it works GREAT as a yoga board too! Backpack, two-way pump, gauge, repair kit and removable center fin all come standard.

LENGTH: 9'2" | WIDTH: 36" | THICKNESS: 6" | LEVEL: PERFORMANCE

[HTTP://WWW.OXBOW-SUP.COM](http://www.oxbow-sup.com)



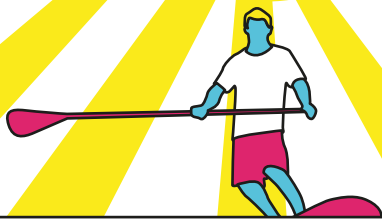
Extend your season.

STND·OUT
SUP WEAR

www.standout-sport.com standoutsupwear standoutsUPwear

A black and white photograph of a person in a red jacket and white helmet standing on a SUP board in a river, paddling. The background is a misty, rocky riverbank. The text 'Extend your season.' is overlaid on the left. The 'STND·OUT SUP WEAR' logo is on the right. At the bottom, there are social media icons for Instagram and Facebook, and the website URL.

Stand Up Paddle



BOARDS YOGA

BOARDS THAT ALLOW YOGA MOVES AND POSITIONS WHILE BEING STABLE ENOUGH TO REMAIN ON THE BOARD DURING YOUR SESSION.

PEACE - AQUAMARINA

Part board, part yoga mat, the PEACE SUP is the most amazing floating fitness mat for all water conditions. The new board design provides incredible fun, stability and a dynamic way for serious professionals to practice their passion for yoga or fitness on water. Featuring a rectangular shape, generous width and everything you need to exercise, the Peace is the perfect platform for yoga, Pilates or fitness on water!

LENGTH: 9'9"/300 CM | WIDTH: 39"/100 CM | THICKNESS: 6"/15 CM | VOLUME: 430 L | WEIGHT: 24.3 LBS/11 KG | MAX CAP.: < 170 KG | LEVEL: PERFORMANCE

[HTTP://WWW.AQUAMARINA.COM](http://www.aquamarina.com)



10'6" FIT - INDIANA SUP

With the 10'6" Fitness Board, you can transfer your yoga studio to the water! It is as versatile as the Allround, and even more convenient thanks to the extension of the pads up to the nose. The handles have been moved to the side, so that they do not get in the way when you are lying or sitting down.

LENGTH: 10'6"/320 CM | WIDTH: 32"/82 CM | THICKNESS: 4.75"/12 CM | VOLUME: 243 L | WEIGHT: 10.5 KG | MAX CAP.: < 100 KG | MATERIAL: PVC, DROPSTITCH | LEVEL: PERFORMANCE

[HTTP://WWW.INDIANA-SUP.COM](http://www.indiana-sup.com)




TAO FIT 10' - SIC MAUI

The TAO Fit is all about stability, no matter where you are paddling. The hybrid hull offers a smooth, stable ride while the keeled nose cuts through chop and provides positive tracking. The flat deck offers the perfect platform for those looking for a board for yoga class or for the angler who wants to land the big one. A flat deck is also the perfect surface to keep your cooler, take your child or your dog for ride. This board is offered in Space Tech, which utilizes a polymer outer skin for impact resistance, and incredible durability. The TAO FIT 10' have multiple bungee tie downs for your bottle of water or PFD. The Ergo-Undercut handle makes for comfortable carrying. The TAO FIT 10' has inserts so you can equip your board with accessories. Available in both 10' and 11' lengths.

LENGTH: 10'/305 CM | WIDTH: 33"/84 CM | VOLUME: 195 L | WEIGHT: 28 LBS/13 KG | THICKNESS: 4.75"/12.1 CM | FIN: TOURING 9" | LEVEL: PERFORMANCE | MATERIAL: SPACETEC

[HTTP://WWW.SICMAUI.COM](http://www.sicmaui.com)



AIR BALANCE - SIPA BOARDS

Our balance model is in perfect harmony. You will take this board to find your favorite hidden spot and enjoy a moment of serenity, relying on its stability to support you as you do yoga or train your core muscles. It comes outfitted with an anchor and dedicated hook rings so you can load up and go.

LENGTH: 11'/335 CM | WIDTH: 35"/90 CM | VOLUME: 310 L | WEIGHT: 26 LBS/12 KG | THICKNESS: 5.5"/14 CM | PADDLER WEIGHT RANGE: < 309 LBS/140 KG | LEVEL: HIGH END | MATERIAL: DOUBLE LAYER PVC DROPSTITCH

[HTTP://WWW.SIPABOARDS.COM](http://www.sipaboards.com)





BE ADVANCED

JOIN OUR TEAM

Get sponsored & Play like A PRO



www.facebook.com/aquamarinaboats

To submit your info, please contact us at rlu@orpc.com.cn



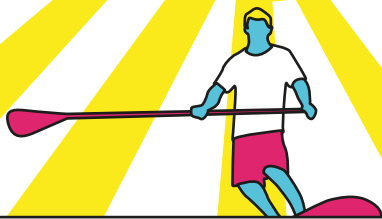
All supplied with
Go-Pro mounting kit

ALL-ROUND 2018 OUT NOW

Advanced Collection

- 9'9" x 30" THRIVE
- 10'6" x 32" ECHO
- 10'6" x 32" BEAST
- 10'10" x 30" MAGMA

Stand Up Paddle



BOARDS FISHING

BOARDS THAT HAVE BEEN DEVELOPED TO FIT THE NEEDS OF FISHING ENTHUSIASTS. THESE BOARDS ARE THICKER AND MORE STABLE, AND OFTEN COME WITH SPECIAL EQUIPMENT AND ACCESSORIES.

ROVER - BOTE

Rover evolved from the most innovative paddleboards on the planet, and it was designed as a paddleboard first. Its channeled, Deep-V nose design quietly slices through the water and paddles efficiently through a variety of water conditions. It's a stand up paddleboard. It's a microskiff. It's everything in between. No matter what you call it, one thing's for sure, it's a BOTE. The Rover's revolutionary modular Racs allow you to go from paddle to power in seconds. The most stable board we've ever created with a capacity up to 500 lbs, you can walk from rail to rail and nose to tail while maintaining complete control. BOTE has developed a platform like no other that will take you anywhere you want go.

LENGTH: 14' | WIDTH: 40" | WEIGHT: 10.5 | PADDLER WEIGHT RANGE: <500 LBS | LEVEL: PERFORMANCE

[HTTP://WWW.BOTEBOARD.COM](http://www.boteboard.com)



11'6 FISHER FIJI - INDIANA SUP

Fast and stable fishing inflatable board. Once anchored and the outriggers are pulled out, it becomes a really stable fishing platform. Thanks to the double layer construction it is very robust and stiff. Includes: One Honeycomb 8 Touring Fin, backpack with wheels, Double Action Pump, Repair Kit Specials, One Inflatable Outrigger with Fibreglass Carbon, Borika Mount. Shaper: Lianel Spengler.

LENGTH: 11'6/350 CM | WIDTH: 33"/83.8 CM | THICKNESS: 6/15 CM | VOLUME: 345 L | WEIGHT: 13 KG | PADDLER WEIGHT RANGE: <120 LBS | LEVEL: PERFORMANCE | MATERIAL: DROPSTITCH, PVC

[HTTP://WWW.INDIANA-SUP.COM](http://www.indiana-sup.com)



DRIVE FISHERMAN - SIPABOARDS

The SipaBoards Fisherman is a voluminous SUP, with tons of space for a cooler and a tackle box. The quiet motor will take you right to where the fish are biting without scaring them away. Dedicated rings can be used for dropping anchor, attaching nets, or whatever other accessories outdoor enthusiasts need.

LENGTH: 11'3/35 CM | WIDTH: 35"/90 CM | VOLUME: 310 L | WEIGHT: 37 LBS/17 KG | THICKNESS: 5.5"/14 CM | PADDLER WEIGHT RANGE: < 390 LBS/180 KG | LEVEL: HIGH END | MATERIAL: DOUBLE LAYER PVC DROPSTITCH

[HTTP://WWW.SIPABOARDS.COM](http://www.sipaboards.com)



HERON SUP - NRS

Dual 7" diameter side chambers act like outriggers to make the Heron an incredibly stable platform for fishing. Move around the board with ease to make pinpoint presentations or to land hard-fighting fish. We also give you three accessory mounts, bungee deck rigging up front, and infinitely adjustable rigging on the back for securing your cooler, tackle bag or milk crate. Inflates up to a rock-hard 20 psi for performance that rivals a hard board, then folds up compactly when deflated for easy transport and storage. Removable, interchangeable fins let you customize your setup and the ABS plastic fins absorb impacts without breaking. All NRS SUP boards are backed by a three-year warranty.

LENGTH: 11'0 | WIDTH: 40" | VOLUME: 326 LTR | WEIGHT: 30 LBS | THICKNESS: 6" | PADDLER WEIGHT RANGE: < 300 LBS | LEVEL: ENTRY LEVEL | MATERIAL: PVC DROP-STITCH

[HTTP://WWW.NRS.COM](http://www.nrs.com)





**FOR EVERY SKILL LEVEL,
FROM BEGINNERS TO PROFESSIONALS.**



HYDROFORCE SUP

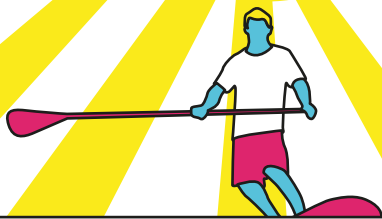
ALL ROUND | TOURING | RACE BOARDS

Our SUPs are made of DROPSTICH™, a wonder material affordable, that offers extreme rigidity combined with astonishing lightness. Bestway's inflatable sup line offers all of the advantages of fun: convenient price, easy to set up, versatility and easy to transport on a plane or in a car. With our decades experience as a manufacturer company of inflatables products, BESTWAY® constantly guarantees quality and stability! We're focused on continuous development and unceasing innovation, with consumers always at the core and technology as the driving force. It's this philosophy which gives BESTWAY® the ability to be a continued leader in the industry.

Fastblast - 12'6" - Cruiser Tech: 10'6" - Oceana : 10' - Oceana Tech : 10' - Aqua Journey: 9'



www.bestwaycorp.com



R-TYPE - FOCUS SUP HAWAII

The toughest board around! The R-Type is built to sustain heavy use and is ideal for rental, camp, and recreational paddling activities. Available in two shapes that feature a well-balanced SUP board. Full rails, and stable center mass giving the rider confidence whether paddling in a straight line or standing still. Featuring full snakeskin deckpad, tie downs, and an ergonomic handle.

LENGTH: 10.6", 11.6" | **WIDTH:** 32.5", 33.25" | **VOLUME:** 209 L, 222 L | **WEIGHT:** 30 LBS, 32 LBS | **THICKNESS:** 4.25", 5" | **PADDLER WEIGHT RANGE:** 60-120 KG | **LEVEL:** ENTRY LEVEL | **MATERIAL:** RST RHINO SKIN TECH

[HTTP://WWW.FOCUSUP.COM](http://www.focussup.com)



NEW
2018

EASY FUN - HANGZHOU KUDO OUTDOORS INC.

The Easy Fun kneeboard is a classic kneeboard. An entry-level model that gives great performance means everyone can enjoy it, while those with advanced skills can ride even better. It has soft and comfortable kneepad, tough molded in hook, strong handles, proper fins, and a streamlined hull curve. The 3" wide strap with neoprene behind means you stay comfortable and happy. It has never been easier to have fun!

LENGTH: 125 CM | **WIDTH:** 50 CM | **WEIGHT:** 4.3 KG | **LEVEL:** PERFORMANCE | **MATERIAL:** PE + PU FOAM

[HTTP://WWW.KUDOUTDOORS.COM](http://www.kudoutdoors.com)



NEW
2018

SUPER TRIP 12'2 - AQUAMARINA

One of the most appealing things about SUP is just how easy it is to do. There are not many active outdoor activities where the whole family can join in. Super Trip inflatable SUP extends the family fun to the next level with its extra length (370cm) and width (85cm). Designed for 2 adults + 1 kid, this family stand up paddleboard is perfect rig for lakes, seaside, and rivers. The Super Trip offers a perfect mix of quick, agile and stable and ideal for family use or for clubs.

LENGTH: 12'2/370 CM | **WIDTH:** 34"/87 CM | **THICKNESS:** 6"/15 CM | **VOLUME:** 415 L | **WEIGHT:** 27.6 LBS/12.5 KG | **MAX CAP:** <210 KG | **LEVEL:** PERFORMANCE

[HTTP://WWW.AQUAMARINA.COM](http://www.aquamarina.com)



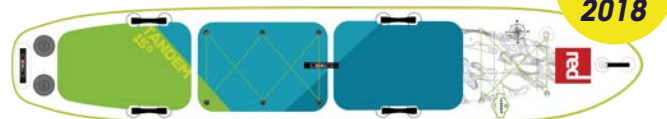
NEW
2018

VOYAGER TANDEM - RED PADDLE CO.

The Tandem is tailored to the needs of two explorers who want to carry their kit along with them on their adventure. The 15' inflatable board includes all the technology and innovation that makes Red Paddle Co. boards popular. Red Paddle Co uses trademarked MSL fusion technology, which adds stiffness to the Tandem's structure while saving weight - important with such a long board. Adding MSL to our TecAir manufacturing process makes all our boards more durable and ensures they perform better.

LENGTH: 15'0 | **WIDTH:** 34"/864 MM | **VOLUME:** 723 L | **WEIGHT:** UP TO THREE RIDERS | **THICKNESS:** 8"/200 MM | **PADDLER WEIGHT RANGE:** 35KG-80 KG | **LEVEL:** HIGH END | **MATERIAL:** MSL DROPSTITCH TECHNOLOGY

[HTTP://WWW.REDPADLECO.COM](http://www.redpaddleco.com)




NEW
2018

HOVER FOIL - JIMMY LEWIS

The new sport of Foiling is here! We quickly realized that to be comfortable and get the most performance out of our foils we needed a new board specifically designed with ONLY foiling in mind. These shorter lengths allow for much better performance, maneuverability, and glide once on foil and the extra width through the full outline of the board, especially the tail, gives you incredible stability, paddling and tracking.

LENGTH: 7'9 | **WIDTH:** 32" | **VOLUME:** 130 L | **WEIGHT:** 7.2 KG | **THICKNESS:** 4.1" | **PADDLER WEIGHT RANGE:** 70-110 KG | **LEVEL:** HIGH END | **MATERIAL:** PVC SANDWICH

[HTTP://WWW.JIMMYLEWIS.EU](http://www.jimmylewis.eu)



NEW
2018

16'0 TANDEM LIMITED EDITION - INDIANA SUP

The Limited Edition 16' Tandem is the perfect match for couples who love to go stand-up paddling on the same board and who like to proceed fast. Two engines create more speed on one board than separated on two individual boards. And there is even enough space for the luggage you want to take on multi-day trips. Thanks to its fiberglass pressure belt on top and the Dyneema Triple Stringer tension flange at the bottom it's lightweight and very rigid at the same time. The loud colors and totem patterns give it a fresh look and certainly make any paddler happy who has missed the color in our plain SUP designs.

LENGTH: 16'0/487.7 CM | WIDTH: 34"/86.4 CM | THICKNESS: 6"/15 CM | VOLUME: 485 L | WEIGHT: 16 KG | MAX CAP.: <220 KG | MATERIAL: PVC, DROPSTITCH | LEVEL: PERFORMANCE

[HTTP://WWW.INDIANA-SUP.COM](http://www.indiana-sup.com)



BIG SUP 18'2 - RTM

New BIG SUP for 8 adult paddlers or 12 children. Perfect for challenge, team building, families, and having fun with friends.

LENGTH: 18'2/548 CM | WIDTH: 59"/140 CM | VOLUME: 1250 L | WEIGHT: 88 LBS/40 KG | THICKNESS: 8"/20 CM | LEVEL: ENTRY LEVEL | MATERIAL: PVC TARPULIN/ DROPSTITCH

[HTTP://WWW.RTMKAYAKS.COM](http://www.rtmkayaks.com)



10'6 WINDSURF - INDIANA SUP

When there is no wind, the Windsurf 10'6 is an all-round SUP board. And when the wind blows, you mount a Touring Fin in the dagger board and thanks to the integrated M8 thread, any mast foot you like. Now the windsurfing fun can start!

LENGTH: 10'6/320 CM | WIDTH: 32"/82 CM | THICKNESS: 4.75"/12 CM | VOLUME: 243 L | WEIGHT: 10.8 KG | MAX CAP.: <100 KG | MATERIAL: PVC, DROPSTITCH | LEVEL: PERFORMANCE

[HTTP://WWW.INDIANA-SUP.COM](http://www.indiana-sup.com)



MEGA 18'1 - AQUAMARINA

This is what you need when you want to have loads of fun with your friends on a standup paddleboard. You can paddle with up to seven friends on this giant board, which has been tested in the toughest circumstance. The MEGA paddleboard can be used for a super amount of fun on surf, or on flat water and river tours.

LENGTH: 18'1/550 CM | WIDTH: 60"/152 CM | THICKNESS: 8"/20 CM | VOLUME: 1400 L | WEIGHT: 59.5 LBS/27 KG | MAX CAP.: <1433 LBS/650 KG | LEVEL: PERFORMANCE

[HTTP://WWW.AQUAMARINA.COM](http://www.aquamarina.com)




DRIVE CRUISER - SIPABoARDS

The SipaBoards cruiser is the original classic. Versatile enough for pure recreation and enjoyment, the sleek lines of the cruiser cut through the chop and keep the paddler on the water all day long. This is the perfect SUP to take you further, to show you what's around the bend, and to help you find that hidden spot.

LENGTH: 11'/335 CM | WIDTH: 32"/80 CM | THICKNESS: 5.5"/14 CM | VOLUME: 250 L | WEIGHT: 30.5 LBS/14 KG | PADDLER WEIGHT RANGE: < 265 LBS/120 KG | MATERIAL: DOUBLE LEVEL PVC DROPSTITCH | LEVEL: HIGH END

[HTTP://WWW.SIPABOARDS.COM](http://www.sipaboards.com)



HI LIFE - PERCEPTION KAYAKS

The Perception Hi Life 11.0 is your one stop shop for fun on the water. The Hi Life is an 11-ft kayak with smooth tracking and enough stability to paddle as a SUP. The super low profile is reminiscent of a paddleboard, but still provides a sturdy platform for kayaking. Perfect for a day trip, this SOT features a fold down seating system with a cooler storage area under the seat, a rear tankwell for additional storage, and a centre cup holder in front of the seat for easy access. Swim decks make exit and re-entry for kids and pets a breeze, and the track pads on the bow, midship, and stern help you keep your footing while paddling. Live it up with the Hi Life.

LENGTH: 11' / 335 CM | WIDTH: 34" / 86 CM | WEIGHT: 45 LBS / 21 KG | MAX. CAP.: 280 LBS / 127 KG | LEVEL: ENTRY LEVEL

[HTTP://WWW.PERCEPTIONKAYAKS.COM](http://www.perceptionkayaks.com)



DRIVE ALL-ROUNDER - SIPABOARDS

The SipaBoards All-Rounder is meant for pure entertainment. Its strong and sturdy design will provide watersports lovers of all ages and experience levels with countless hours of fun. And as the perfect mobile diving board, this SUP is the perfect thing for those who want to spend as much time IN the water as ON it.

LENGTH: 11' / 335 CM | WIDTH: 35" / 90 CM | THICKNESS: 5.5" / 14 CM | VOLUME: 310 L | WEIGHT: 33.5 LBS / 15.5 KG | PADDLER WEIGHT RANGE: < 309 LBS / 140 KG | MATERIAL: DOUBLE LEVEL PVC DROPSTITCH | LEVEL: HIGH END

[HTTP://WWW.SIPABOARDS.COM](http://www.sipaboards.com)



11'6 PERFORMER WIND SUP - BIC SUP

Featuring a mastfoot track for attaching a windsurf rig as well as a retractable daggerboard, the 11'6" WIND SUP is a highly versatile and adaptable SUP/windsurfer for both windy and calm conditions. Its substantial volume and width offer excellent lateral stability without compromising performance. Volume is evenly spread throughout the board and its finely balanced rocker and longboard style outline make it easy to handle in flatwater conditions without reducing agility in the surf zone. The 11'6" is also a great choice for families looking to bring along the kids or pets. Shaped for novice riders up to 260lbs/120kg and will float more advanced paddlers up to 300lbs.

LENGTH: 11'6" / 350 CM | WIDTH: 32.5" / 82 CM | THICKNESS: 4.75" / 12.1 CM | VOLUME: 215 L | WEIGHT: 33 LBS / 15 KG | MATERIAL: ACE TECH | LEVEL: PERFORMANCE

[HTTP://WWW.BICSPORT.COM](http://www.bicsport.com)




AIR RIG 2:2 - 4:2 - KONA WINDSURFING AB

An inflatable rig, the beginner's dream! When the Kona Windsurfing team began the development of a new rig line their ambition was clear – create the most convenient beginner rig possible. It comes in three sizes, weighs between 1,2 kg to 1,5 kg depending on size, and fits in a small bag. The target group for this rig is kids, beginner windsurfers and paddleboarders that want a convenient way to test windsurfing in light conditions.

LENGTH: 2:2 M | 3:2 M | 4:2 M - LEVEL: ENTRY LEVEL

[HTTP://WWW.KONAWINDSURFING.COM](http://www.konawindsurfing.com)



WILD GRIZZLY - WILDSUP

The biggest board Wild SUP offers. This sup is for those who have at least 6-8 friends and want to have a lot of fun - or a Wild Grizzly! A great experience for companies, team training, or just to experience SUP differently. The most fun with it is when you surfing, than you can feel all that it is about. But lakes and rivers are also suitable for Wild Grizzly- especially during team building games or parties.

LENGTH: 17' / 533 CM | WIDTH: 155 CM | WEIGHT: 35 KG | THICKNESS: 20 CM | MAX. CAP.: < 1200 KG | MATERIAL: DOUBLE LAYER PVC DROPSTITCH

[HTTP://WWW.WILDSUP.EU](http://www.wildsup.eu)

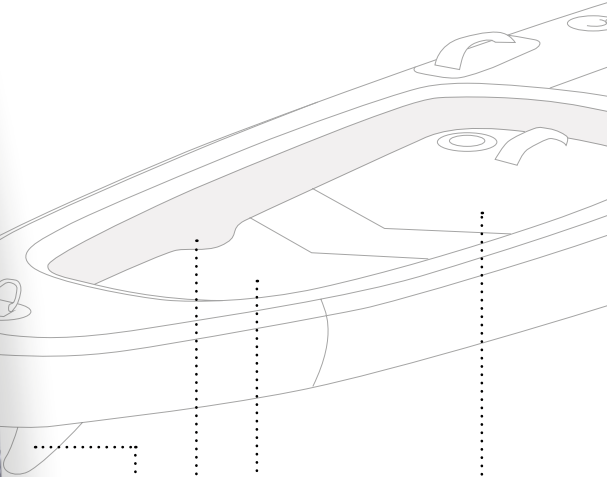




MASTER THE HIGH SEA

A UNIQUE CONSTRUCTION FOR AN EXTREMELY ADVANCED INFLATABLE STAND-UP BOARD. THE NEW BI-DROP TECHNOLOGY OPENS THE DOOR TO PERFORMANCES AND HIGH SEA ADVENTURES. LET THE POWER TAKE YOU TO THE OPEN WATERS.

MORE ON WWW.AQUADESIGN.EU/SUP-BI-DROP



12'6'' BI-DROP

SUP RACE

365 cm x 76 cm
Dropstitch 10 cm + 15 cm


FIBER FIN XF2

NATURAL DISCHARGE (DRAINAGE)

BI-DROP STRUCTURE - INERTIA AND PERFORMANCE

EVA ANTI-SLIP FOAM





KIDS INFLATABLE PACK - INDIANA SUP

This fast Kids Touring Board is very stable and remains on course due to the double-concave underwater hull. The inexpensive set includes a board with bag, paddle, pump and repair kit.

LENGTH: 8'6"/261.5 CM | WIDTH: 26"/66 CM | VOLUME: 118 L | WEIGHT: 7.5 KG | THICKNESS: 4"/10 CM | PADDLER WEIGHT RANGE: <45 KG | LEVEL: PERFORMANCE | MATERIAL: DROPSTITCH

[HTTP://WWW.INDIANA-SUP.COM](http://www.indiana-sup.com)



INFLATABLE SUP KID - AQUADESIGN

Designed especially for children. Light and manoeuvrable, its inflatable structure will allow them to practice the sport safely. Easily carried and inflated, with 3 fins, your children will enjoy strolls and games on sea, lakes or rivers. Comes with bag, fins, SUP pump, and repair kit.

LENGTH: 8'/244 CM | WIDTH: 30"/77 CM | WEIGHT: 1075 G | VOLUME: 150 L

[HTTP://WWW.AQUADESIGN.EU](http://www.aquadesign.eu)



10'6" X24" ALL STAR JUNIOR - STARBOARD

Specially tested and developed in proportions for the youth. • Aimed for kids up to 55kg who don't yet have the power to paddle a 12'6" board up to hull speed. • A light and fast high-performance race board, dimensioned to get the best speed for kids' strength and to ride in all conditions without being overwhelmed by the power of wind and ocean. • Available in Hybrid Carbon Technology. Bottom shape: "Single Concave" • Single concave bottom shape giving lift for light riders to have quick acceleration.

LENGTH: 320.04 CM | WIDTH: 60.96 CM | VOLUME: 150 L | WEIGHT: 8.55 KG | MAX. CAP: 55 KG | LEVEL: ENTRY LEVEL | MATERIAL: HYBRID CARBON | THICKNESS: 5.6"

[HTTP://WWW.STAR-BOARD-SUP.COM](http://www.star-board-sup.com)



DURA TEC KIDS 8'4 - BIC SUP


The new DURATEC 8'4 Kids is a perfect all purpose board for kids. Its longboard shape gives it a great maneuverability as well as good glide. The DURATEC technology provides a high level of durability with the true boardsport feel and performance of higher priced, and much more fragile, epoxy boards. Suitable for a wide range of users in both flatwater and small wave conditions, DURA-TEC boards are perfect for rental programs, schools, and anyone looking for maximum durability with true SUP performance

LENGTH: 8'4" / 254CM | WIDTH: 23.25" / 59CM | THICK: 3.20" / 8.2CM | WEIGHT: 21LBS / 9.5KG | VOLUME: 72L

[HTTP://WWW.BICSUP.COM](http://www.bicsup.com)



Stand Up Paddle



PADDLES

HIGH-END: LIGHTWEIGHT CONSTRUCTION AND ADVANCED TECHNOLOGY CREATE A HIGH PERFORMANCE PADDLE.
PERFORMANCE: PROGRESSIVE TECHNOLOGY AND SHAPE, PERFORMANCE PADDLES SUIT THE ADVANCED KAYAKER.
ENTRY LEVEL: MADE IN A VARIETY OF SHAPES, ANGLES, AND SIZES, WITH PRICING ACCESSIBLE TO ALL PADDLERS.

KAI ZEN V2 PADDLE - BLUE PLANET SUP EUROPE

The Blue Planet Kai Zen V2 is a one of a kind molded carbon fiber SUP paddle featuring numerous design components from years of R&D. The Kai Zen has been tested in all types of water conditions from high performance surfing and racing. New for 2018 are two blade size options, both feature the Kai Zen's unique, super efficient blade design and oval tapered shaft with an adjustable Ergo Grip handle.

LENGTH: ADJUSTABLE | BLADE SIZE: 82 IN², 92 IN² | WEIGHT: 20 OZ | MATERIAL: PRE PREG CARBON | LEVEL: HIGH END

[HTTP://WWW.BLUEPLANETSURF.COM](http://www.blueplanetsurf.com)



HIGH END

NEW
2018

ENDURANCE - AQUADESIGN

The new ENDURANCE carbon SUP paddle from Aquadesign combines flexibility and power with incredible lightness. Adjustable, and breakdownable for easy transport as a two or three-part paddle. Adjustable length from 170 to 220 cm.

LENGTH: ADJUSTABLE 170-220 CM | WEIGHT: 750 G | LEVEL: HIGH END | MATERIAL: CARBON

[HTTP://WWW.AQUADESIGN.EU](http://www.aquadesign.eu)



HIGH END

NEW
2018

SUP - LAHNAKOSKI

A beautiful light and warm SUP paddle made of aspen and alder. Combining respect for exacting traditional Finnish craftsmanship with carefully selected materials, modern technology and cutting-edge innovation produces the definitive paddle: handy, flexible and pleasant for both beginners and old hands. The SUP paddle does not sink. Due to its light colour and graceful shape, it is easy to see even if you are in the water rather than on it. The blade is bent 14 degrees in relation to the shaft to maximize paddling efficiency. Shaped handle, blade tip reinforced with a wedge. Finished with a special varnish. Made in Finland.

LENGTH: 170-220 CM | WEIGHT: 780-100 G | BLADE SIZE: 460 MM | MATERIAL: ASPEN AND ALDER | LEVEL: HIGH END

[HTTP://WWW.LAHNAKOSKI.FI](http://www.lahnakoski.fi)

HIGH END



ROBSON SUP RACE CARBON HIGH PERFORMANCE - TAHE OUTDOORS

The Robson SUP-Race Carbon has a full-sized tear drop blade for a powerful stroke and quick catch. The smooth dihedral stabilizes the blade and the foam core provides structural integrity. A palm grip is comfortable in the hand and helps orient the paddle.

LENGTH: 170-220 CM | WEIGHT: 950 G | BLADE SIZE: 50 X 22 CM | MATERIAL: FLOWTECH WITH FOAM CORE BLADE, FIBERGLASS SHAFT | LEVEL: HIGH END

[HTTP://WWW.TAHEOUTDOORS.COM](http://www.taheoutdoors.com)



HIGH END



GRANDPRIX - WERNER PADDLES

The Grand Prix 86/93/100 cm is a race paddle that has the most stable, most confident forward stroke needed to excel in all conditions. Our unique blade shape allows for a less abrupt catch with a higher cadence. Feel the overall weight of just 14.75 ounces. Resized to meet the demands of today's racers, but not so small to lose power. Our ultimate performance paddle uses our most advanced materials and process for an overall weight of just 413g, giving elite level flex and balance for comfort and performance.

LENGTH: STRAIGHT 1 PIECE: 50", 86" IN 1" INCREMENTS, BENT 1 PIECE: 74" - 85" IN | WEIGHT: 413G (14.5 OZ), 534G (18.75 OZ) | BLADE SIZE: 86 IN², 19.25IN X 7IN

[HTTP://WWW.WERNERPADDLES.COM](http://www.wernerpaddles.com)

HIGH END



OCEAN PRO - SELECT PADDLES

Developed by Eric Terrien, the OCEAN PRO SUP paddle was designed to combine comfort, control and performance in the ocean environment. The OCEAN PRO is flawlessly efficient in raw water conditions, with a huge potential for accelerating in the bumps in downwind conditions, optimal control in crosswinds and choppy water; it is very comfortable to face headwinds. Thanks to all its qualities, the OCEAN PRO is also remarkable in technical races, facilitating the acceleration at the buoys, the wave handling and the passage of foams as well as the control of the board in chops created by the competitors. The OCEAN PRO is fitted with an oval shaft enabling easier tack changing moves. Available as a one piece or adjustable.

SIZES: XS: 46.5 X 17.5 CM, S: 48.5 X 17.7 CM, M: 50.8 X 18.8 CM | LEVEL: HIGH END | MATERIAL: CARBON

[HTTP://WWW.SELECT-PADDLES.COM](http://www.select-paddles.com)



HIGH END



FUSION PRO - SELECT PADDLES

Made fully from carbon, the Fusion Pro Sup is a very light and reactive paddle. The V shape section offer an excellent stability for a better stroke comfort. The best choice for experienced paddlers. Available as a one piece or adjustable.

SIZES: S: 41.5 X 18.2 CM, M: 43 X 18.3 CM | LEVEL: HIGH END | MATERIAL: CARBON

[HTTP://WWW.SELECT-PADDLES.COM](http://www.select-paddles.com)



HIGH END



SESSION - SELECT PADDLES

Specially engineered to increase efficiency and reduce fatigue, the session SUP Paddle is light and thin. Built in fiberglass, the V shape section offers excellent stability for a very comfortable paddle swipe through the water. The Session Sup is a versatile paddle that excels whether you are on the water for fitness, touring, or surf. Available as a one piece, a three piece, or adjustable.

SIZES: S: 41.5 X 18.2 CM | LEVEL: HIGH END | MATERIAL: BLADE: FIBERGLASS CARBON | SHAFT: FIBERGLASS CARBON

[HTTP://WWW.SELECT-PADDLES.COM](http://www.select-paddles.com)



HIGH END



MALTA FIBERGLASS - AQUABOUND

This top-of-the-line SUP choice is for performance paddlers who appreciate every ounce of weight savings. Incredibly light swing weight and a smooth forward stroke, this stiff blade will help you get more out of every stroke. Moderate shaft flex provides comfort, and new blade patterns will help you stand out even more. If compromise is not part of your paddling vocabulary, Malta should be.

WEIGHT: 18.5 OZ/524 G | BLADE SIZE: 7.125 X 18.25 CM/561 CM² | SHAFT MATERIAL: 100 % CARBON WITH 10-DEGREE BEND | BLADE MATERIAL: COMPRESSION MOLDED FIBERGLASS | LEVEL: HIGH END

[HTTP://WWW.AQUABOUND.COM](http://www.aquabound.com)



HIGH END



SUP PADDLE - HANGZHOU ZIJIE SPORTS OARS CO., LTD

ZJ carbon SUP paddle blades are made with premium carbon fiber and PMI foam shaped by CNC machine, processed by hand lay-up, without spray-painting finish. The ZJ SUP Paddle is lightweight, weighing only 420g, and comes with an adjustable Carbon Tapered Shaft, available with T and Palm handle options, as well as various blade models.

LENGTH: 214 CM, 172-220 CM | BLADE SIZE: 19.5 X 44 CM | WEIGHT: 410 G (+/- 30 G) | MATERIAL: CARBON FIBER, PMI FOAM, EPOXY RESIN | FEATHER: ADJUSTABLE

[HTTP://WWW.ZJPADDLE.COM](http://www.zjpaddle.com)



PERFORMANCE



ZEN 85 & 95 IN ABYSS/ CARIBBEAN - WERNER PADDLES

Feel the balance and see the beauty of the new Zen 95 and 85. Our premium fiberglass process blends perfection in craftsmanship and materials for a stiff, light, elegant looking blade. New high-visibility, dual-sided HD colors, the Abyss and Caribbean, are sure to pop on the water while looking great with your board. The Zens are now available with the LeverLock Adjustable System featuring 16" inches of adjustment to fit paddler heights between 5' and 6'4". Also available in Small Fit. A great choice for the avid, all-around stand up paddler.

LENGTH: STRAIGHT 1 PIECE: 50", 86" IN 1" INCREMENTS, STRAIGHT PERFORMANCE ADJUSTABLE: 70" - 77.5", 74" - 81.5", 80" - 87.5" | WEIGHT: 574 G (20.25 OZ), 723 G (25.5 OZ) | BLADE SIZE: 85 IN2, 17.75 IN X 6.5 IN | LEVEL: PERFORMANCE

[HTTP://WWW.WERNERPADDLES.COM](http://www.wernerpaddles.com)



PERFORMANCE



CARBON PADDLE - SUP RACE WAVEDESIGN S.A.S

Perfect for racing or for well conditioned paddlers looking for a dynamic SUP experience. The long, rectangular shape allows incremental power. The long and narrow blade with flat profile and 10° blade angle combines instant efficient power delivery with a forgiving feel. CARBON 100% - AUTOCLAVE CURED PREPREG Paddle size: 520, 570 Shaft Solution: - Straight Fixed ROUND - Straight Fixed OVAL - Straight Adjustable.

LENGTH: 185-210 CM | WEIGHT: 480 G/19.93 OZ | BLADE SIZE: 570 CM2 | MATERIAL: FULL CARBON | LEVEL: PERFORMANCE

[HTTP://WWW.WAVEDESIGN.COM](http://www.wavedesign.com)



PERFORMANCE



ROBSON SUP WOODSTOCK TAHE OUTDOORS

Light and durable with a 7.5° angle, The SUP Woodstock from Robson excels with high cadence paddlers. A foam core and FlowTech construction make the blade buoyant in the water and forgiving on the joints. This paddle has SUP-Clip shaft lock option.

LENGTH: 170-220 CM | BLADE SIZE: 50 X 22 CM/694 CM² | WEIGHT: 780G | LEVEL: PERFORMANCE | MATERIAL: FIBERGLASS SHAFT, FLOWTECH BLADES WITH FOAM CORE

[HTTP://WWW.TAHEOUTDOORS.COM](http://www.taheoutdoors.com)



PERFORMANCE



ZEN 85 SMALL FIT CORAL WERNER PADDLES

Find balance in your yoga pose and feel the balance of the new Coral Zen 85. Our Premium fiberglass process blends perfection in craftsmanship and materials for a stiff, light, elegant looking blade. A new high visibility dual sided HD color are sure to pop on the water or look great with your board. The Zen 85 is now available with the LeverLock Adjustable System featuring 16" inches of adjustment to fit paddler heights between 5' and 6'4". Also available in Small Fit for smaller paddlers looking for a comfortable grip.

LENGTH: STRAIGHT 1 PIECE: 50" - 86" IN 1" INCREMENTS, STRAIGHT PERFORMANCE ADJUSTABLE: 70" - 77.5", 74" - 81.5", 80" - 87.5" | WEIGHT: 574 G (20.25 OZ), 723 G (25.5 OZ) | BLADE SIZE: 85 IN2 | 17.75 IN X 6.5 IN | LEVEL: PERFORMANCE

[HTTP://WWW.WERNERPADDLES.COM](http://www.wernerpaddles.com)



PERFORMANCE



Stand Up Paddle - PADDLES | ENTRY LEVEL

SUPO - PROFIPLAST

The SUPo SUP paddle has been designed to meet the functional requirements as well as the high aesthetic demands of contemporary customers. The paddle's blade and grip are made of tough polypropylene to guarantee excellent product strength and low weight. The shaft is made of highly solid duraluminium. Dribbling allows users to adjust the length of paddle from 180 to 210cm. Volumetric dye penetration, high gloss, color and modern shapes deliver exceptional paddle appearance while its high utility value is ensured by the materials used.

LENGTH: 180-210 CM | BLADE SIZE: 650 CM² | WEIGHT: 932 G | MATERIAL: POLYPROPYLENE, DURALUMINIUM | LEVEL: ENTRY LEVEL

[HTTP://WWW.PROFIPLAST.COM](http://www.profiplast.com)



ENTRY LEVEL

INSTINCT PADDLE - AQUADESIGN

The Instinct Paddle from Aquadesign is easy to use and durable, with an aluminum shaft and nylon reinforced fiber blade. Breaks down for easy transport, and appropriate for a wide range of user thanks to an easily-adjustable system. Available in a wide range of colors and designs so you can look good, feel good, paddle good.

LENGTH: ADJUSTABLE 17-220 CM

[HTTP://WWW.AQUADESIGN.COM](http://www.aquadesign.com)



ENTRY LEVEL

EGALIS SWAN RACE TAKE APART TAHE OUTDOORS

The Swan Race SUP paddle is for the paddlers who want to go further and faster. The Swan Race paddle is equally good for touring around or for your surf sessions. The Swan is a comfortable and easy to use, no matter how you enjoy your time on the water. It is unsinkable and available in different versions.

LENGTH: 170/210 CM | WEIGHT: 920 G | BLADE SIZE: 46.5 X 18.5 CM | MATERIAL: FIBRYLON BLADE, REINFORCED ALUMINIUM SHAFT | LEVEL: ENTRY LEVEL

[HTTP://WWW.TAHEOUTDOORS.COM](http://www.taheoutdoors.com)



ENTRY LEVEL

EGALIS SWAN - TAHE OUTDOORS

The Swan SUP paddle is ideal for touring at sea, in calm waters or even surf sessions. The Swan is comfortable and easy to use, no matter how you enjoy your time on the water. It is unsinkable and available in many different versions.

LENGTH: 120-160 CM | WEIGHT: 820 G | BLADE SIZE: 45 X 22 CM | MATERIAL: FIBRYLON BLADE, REINFORCED ALUMINIUM SHAFT | LEVEL: ENTRY LEVEL

[HTTP://WWW.TAHEOUTDOORS.COM](http://www.taheoutdoors.com)



ENTRY LEVEL

PRODIGY - WERNER PADDLES

Great fit is a core element of ultimate paddle performance and nowhere is that more vital than with the youth paddler. The Prodigy 85 features a small size blade, shaft and an updated ABS grip to fit your kids perfectly. Our innovative slender, rectangular blade shape means more time on the water, more fun, better performance- plus the paddle adjusts to grow with them! The Prodigy is now available with 16" of LeverLock adjustment range to fit kids ranging in height from 3'8" to 5'.

LENGTH: ADJUSTABLE-60", 67.5" | WEIGHT: 520 G (18 OZ) | BLADE SIZE: 85 IN², 17.75 IN X 6.5 IN | LEVEL: PERFORMANCE

[HTTP://WWW.WERNERPADDLES.COM](http://www.wernerpaddles.com)



KIDS

KID PADDLE SUP 2-PART - AQUADESIGN

Stand-up Board Paddle especially designed for kids. This two-part paddle will be with your child for a long time thanks to its adjustable length. Features: aluminium tube, nylon blade with fiberglass reinforcement. Matches the SUP KID paddleboard, so you will not lose sight of them.

LENGTH: ADJUSTABLE 130-170 CM | WEIGHT: 1075 G

[HTTP://WWW.AQUADESIGN.EU](http://www.aquadesign.eu)



KIDS

Stand Up Paddle - APPAREL

NEW
2018



ENDURANCE SEMI-DRYSUIT KOKATAT

Standup paddleboarders are a hearty lot – often venturing out in cool temps and less-than-ideal weather to get after it. The new Kokatat® Endurance Semi-Dry Suit, made with lightweight GORE-TEX®, provides the perfect amount of protection for the passionate paddler. A rugged, yet comfortable, suit designed to keep waves, rain, spray and mist at bay, it's supple enough to allow for unencumbered paddle strokes while offering superior waterproof breathable protection for endurance paddling.

[HTTP://WWW.KOKATAT.COM](http://www.kokatat.com)

NEW
2018



RACER PRO PFD - PEAK UK

Updated for 2018 with two smart new colours, the Racer Pro has been worn by everyone from Olympic gold medalists Stott / Baillie, Sickline Champion Joe Morley, multiple Freestyle World Champion Claire O'Hara and many more. If you are looking for a low profile, high performing competition PFD then the Racer Pro is the one for you. ICF / ISO approved, and now with new additional 10N foam piece to aid scrutinisation, the uLa low cut and figure hugging adjustments give an unbeatable performance and the results are there to back it up!

SIZES: XS. S/M. L/XL. XXL | COLORS: BLACK/LIME. BLUE/LIME
[HTTP://WWW.PEAKUK.COM](http://www.peakuk.com)

NEW
2018



MARATHON RACER PFD - PEAK UK

One of the most comfortable and versatile PFDs around, the Marathon Racer is equally at home in a race environment, at sea, on a paddleboard and much more. The minimalist sides with easy adjustments give a superb, low bulk fit and the figure hugging shoulders offer a one-time adjustment with no loose ends. The huge front pocket will easily take a drink bottle, and the bladder pouch on the rear features a number of hose attachment options. The uLa low cut is based on the best selling Racer Pro and gives incredible freedom of movement with minimum restriction.

SIZES: S/M. L/XL. XXL | COLORS: ORANGE/BLUE. LIME/BLUE
[HTTP://WWW.PEAKUK.COM](http://www.peakuk.com)

NEW
2018



RIP CORD - LEVEL SIX

The Ripcord is a lightweight and low profile inflatable belt PFD. The Ripcord uses a standard CO2 cartridge to inflate your PFD in a matter of seconds in case of an emergency on the water. It comes fully equipped with a comfortable and highly adjustable waist belt system and can be inflated using the back up blow valve in the case of the CO2 cartridge fails. Perfect for SUP paddlers, this inflatable belt PFD is fully coast guard approved in both Canada and the U.S. so you can have peace of mind while enjoying your time on the water.

[HTTP://WWW.LEVELSIX.COM](http://www.levelsix.com)

NEW
2018



DRYSUIT RACE II - STANDOUT

This redesigned and modern looking race dry suit is made from extremely light waterproof, breathable, windproof three-layer material from Toyota Gelanots GT3. It is designed for every Stand Up Paddler who does not shy away from paddling even in adverse weather conditions while others start packing their boards. The zipper is put around the hips and not near around the shoulders, so we can allow a freest possible movement in the shoulder area. Since it is made for paddlers who will likely be more exposed to the water, the neoprene collar and cuffs on the arms and legs ensure that it is 100% waterproof. Specs: Waterproof 18.000 mm, Breathability 24.000 g/sqm, Windproof, Very light < 1kg (M size). Made in Slovenia.

[HTTP://WWW.STANDOUT-SPORT.COM](http://www.standout-sport.com)



MARATHON RACER - PEAK UK

A super-lightweight, waterproof and highly breathable jacket for SUP, marathon paddling and touring. The articulated cut gives superb freedom of movement, and the jacket features a drop tail, high front cut with elasticated drawcord waist. The neck is a half zip opening collar with baffle and the wrists are Aquaout Velcro closing seals. Off the water this hugely versatile jacket is also great for running, cycling and more.

SIZES: XS. S. M. L. XL. | COLORS: BLUE / LIME
[HTTP://WWW.PEAKUK.COM](http://www.peakuk.com)



RESTUBE SWIM - RESTUBE GMBH

The Restube Swim is your safety backup for the water. Thanks to thinner material it is lighter than the traditional version for even more freedom in the water. Available in bright colours it is an eyecatcher. If necessary, just pull the trigger and the Restube buoy inflates within seconds. Perfect for swimming in open water.

[HTTP://WWW.RESTUBE.COM/DE](http://www.restube.com/de)



RESTUBE LIFEGUARD - RESTUBE GMBH

RESTUBE lifeguard was developed in close cooperation with the SLRG (Swiss lifeguards) and lifeguards from DLRG (Germany), Wasserwacht (Germany) & RNLI (UK). Designed for professional use to rescue others, the RESTUBE Lifeguard is so small that you can always carry it with you. It also does not take a lot of space aboard your boat or in the car. RESTUBE is official "Safety Partner" and supplier of SLRG.

[HTTP://WWW.RESTUBE.COM/DE](http://www.restube.com/de)



GLIDE - PALM EQUIPMENT

This waist belt PFD conceals a 100 N floatation bladder which can be instantly inflated when you need it, at the pull of a cord. Perfect for stand up paddle boarding, the Glide has a handy phone sized pocket and D-ring clip points. Sitting comfortably out of the way when not in use, the Glide fastens securely over the head after inflation.

SIZES: 100 N

[HTTP://WWW.PALMEQUIPENTEUROPE.COM](http://www.palmequipmenteurope.com)

RESTUBE SPORTS - RESTUBE GMBH

RESTUBE sports - for rough use! RESTUBE is your security system in the water. Small and lightweight, it is easy to take anywhere. The RESTUBE inflates in seconds thanks to the integrated CO2 cartridge; simply pull the trigger firmly when needed. Use the buoy to keep your head above water and give you peace of mind. The robust pocket with its splint closing system and the exchangeable belt system can be mounted directly to the harness or worn around the waist. Designed to be tough enough for rough use, it is perfect for kite, wind and wave surfing or SUP.

[HTTP://WWW.RESTUBE.COM/DE](http://www.restube.com/de)



FREE 100 - SECUMAR

An inflatable rescue device for stand-up-paddlers, swimmers and all watersports on and in the water. The SECUMAR FREE 100 is a great back-up system that looks like a slightly fattish belt hiding a fully-fledged inflatable lifejacket buoyancy chamber (110 N) neatly folded inside. In case of emergency, the bladder can easily be pulled out of its pocket and placed directly over the head, the CO2 cylinder is then manually operated, inflating the lifejacket thereby stabilising the person in trouble. After stabilization, head and airways will remain above the water level.

PADDLER WEIGHT RANGE: > 40 KG

[HTTP://WWW.SECUMAR.COM](http://www.secumar.com)



NEOFLEX

Men's and women's tops, leggings and a two piece tankini in 0.5 mm neoprene with a plush Thermospan liner. For paddling, surfing and supping. Stretch out your summer in comfort with our NeoFlex line!



Palm®