



SIC



2017
PRODUCT CATALOG





2017

SIC PRODUCT CATALOG

CONTENTS





BOUND BY WATER PG 4

TEAM PG 6

SHAPERS NOTES PG 8

PADDLE IMUA PG 10

GLIDE CENTERS PG 12

BOARD TECHNOLOGY PG 14

BOARD FINDER PG 20

FEELGOOD / AGENT SERIES PG 22

VENUS / TRITON SERIES PG 28

AIR-GLIDE INFLATABLES PG 32

FLOW SERIES PG 36

BULLET SERIES PG 42

F SERIES PG 46

X SERIES PG 48

FX SERIES PG 52

PADDLES PG 56

BAGS PG 60

ACCESSORIES PG 62

APPAREL PG 64

BOARD OVERVIEW PG 66







BOUND BY WATER

#BOUND BY WATER

"I really don't know why it is that all of us are so committed to the sea, except I think it is because in addition to the fact that the sea changes and the light changes, and ships change, it is because we all came from the sea. And it is an interesting biological fact that all of us have, in our veins the exact same percentage of salt in our blood that exists in the ocean, and, therefore, we have salt in our blood, in our sweat, in our tears. We are tied to the ocean. And when we go back to the sea, whether it is to sail or to watch it we are going back from whence we came."

-John F Kennedy





SIC TEAM...FAMILY...HUI...

The SIC Team hails from all corners of the globe, yet we are united under the singular concept that we are all **BOUND BY WATER.**

THE SIC GLOBAL TEAM INCLUDES:

Lina Augaitis, Sonni Honscheid, Andrea Moller, Georges Cronsteadt, Jeremy Riggs, Livio Menelau, Tamas Buday Jr., Caio Vaz and Kenny Kaneko.









SHAPERS NOTES

I am proud to be voted by the SUP Industry as brand of the year. When I started SIC back in 2005 I was faced with a luxury problem. There were plenty of good paddlers from different brands winning on my shapes. Yet in order to get the boards out there I could not economically export them from Maui.

Today We are a global presence and we are building lasting relationships with stores, communities and race organizers. Being close to the paddle community is what we value most. As much as I care for who is winning and who makes it to the podium, it is the back of the pack that I want to encourage to get better. I want to inspire many newcomers, answer their questions, and get them on the right model. In the long run I care about the health of the sport and how memorable we can make it. Because once that fire gains momentum and that enthusiasm is shared, I know our mission is complete. That is the definition of being the all-inclusive, fun brand we started years ago.

Aloha Nui Loa
Mark Raaphorst





PADDLE IMUA

A BENEFIT RACE FOR CAMP IMUA

x 

At SIC, Ohana comes before everything. It always has been and we work daily to share the aloha that built this brand. We are proud to have a rich history in supporting the Paddle IMUA event and the Camp IMUA charity. Paddling means so much to us and to have a chance to share that magic with a child is a pretty special thing. We all face obstacles in life, but with the support of others, we challenge ourselves to be better. IMUA Family Services has been providing this support to families of Maui County since 1947. Camp IMUA is a week-long, overnight recreational camp for 50 school age children with special needs supported by an individualized trained care team. The Camp gives school-age children with “special abilities” opportunities to try new activities and connect with others. It gives volunteers opportunities to bond with the children and to give back to the community. Camp Imua also gives the children’s caregivers much needed time off.



Paddle Imua Honorary Chair Member and spokes person Andrea Moller.



DINGKING
FIBERGLASS WORKS INC.





SIC GLIDE CENTERS

PICTURED: FLAGSHIP SIC MAUI CUSTOM GLIDE
CENTER, HALIIMAILE, MAUI
sicmaui.com/glide-centers

The SIC 5 Star Glide Center Program gives you the opportunity to experience paddling the best Stand Up Paddleboards on the market today. The Glide Centers were created for people to experience paddling different boards in order to find the SIC board that is right for them. So, whether you are on the hunt for a great Downwind board, a versatile flat water recreation board, or you have just always wanted to try stand up paddling, now is your chance to demo SIC boards at any one of the Glide Centers around North America, and Europe.

SIC TECHNOLOGY


FAST

FOOT ACTUATED STEERING TECHNOLOGY

The mission with the ALL NEW and patented F.A.S.T. (Foot Actuated Steering Technology) was to revolutionize the same steering that SIC created in the beginning. The new system is focused on durability, reliability, serviceability, and flexibility. It features a hot-swappable tiller arm that can quickly and easily be swapped for goofy or regular footed paddlers. To improve the safety features we minimized the mechanical components, changed cables to push-rods and added multiple fail-over systems should you encounter a problem with the system on the beach or at sea. Of course it also needed to perform as well or better than the original system, which is hard to do, however, after more than 2.5 years of development we confident that exceeded all of the key design and performance requirements. We are stoked and sure you will be too.

1. LOW PROFILE, HIGH QUALITY POLYCARBONATE TILLER ARM WITH EVA FOAM PADDING FOR GRIP AND COMFORT
2. PUSH-ROD CONTROLLED STEERING COMES PRE INSTALLED
3. CANTILEVER C-SPRING CONTROLLED TILLER ARM
4. PUSH-RODS CAN BE HARVESTED AND REPLACED IN THE EVENT OF FAILURE = REDUNDANT SAFETY FAIL OVER
5. DUMMY TILLER CUP CAN BE SWITCHED WITH ACTIVE TILLER IN MINUTES TO CHANGE FROM REGULAR TO GOOFY FOOTED PADDLERS
6. NEW RUDDER CUP DESIGN INTERNALIZES ALL STEERING MECHANISMS FOR A CLEANER DECK SURFACE AND ASSISTANCE IN ALIGNMENT


7. RUDDER LOCK OFF SWITCH OPTION OR SAFETY FAILOVER
8. DAGGER RUDDER EQUIPPED
9. U.S. FINBOX FITS ANY U.S. FINBOX COMPATABLE FIN





FAST
FOOT ACTUATED STEERING TECHNOLOGY

MODELS: BULLET-17.4, BULLET 14.0
V2, F-16.0, FX 12.6 TOUR, FX 14.0 TOUR



DOUBLE CARBON COMPOSITE + INNEGRA™
DCC MODELS + INNEGRA™ : BULLET 17.4

- 1. FULL WRAP UNI-DIRECTIONAL CARBON FIBER + FULL WRAP BIAXIAL CARBON FIBER
- 2. INNEGRA™ TIP, RAIL AND TAIL REINFORCEMENT
- 3. 2-LAYERS BIAXIAL GLASS RAIL REINFORCEMENT
- 4. LIGHT WEIGHT CNC/EPS CORE
- 5. GORE TEX BREATHER VENT




- 6. 3MM PVC DECK REINFORCEMENT
- 7. CROCODILE TEXTURED EVA DECK PAD
- 8. EZ-GRAB CARRYING HANDLE



SINGLE CARBON COMPOSITE + INNEGRA™

SIC + INNEGRA™ MODELS: BULLET-12.6, BULLET-14.0, BULLET-14.0 V2, F-16.0, X-12.6, X-14.0, X-12.6 PRO, X-14.0 PRO, X-12.6 PRO-LITE, X-14 PRO-LITE, FX PRO 12.6, FX PRO 14.0

1. FULL WRAP BIAXIAL CARBON FIBER
2. INNEGRA™ TIP, RAIL AND TAIL REINFORCEMENT
3. 2-LAYERS BIAXIAL GLASS RAIL REINFORCEMENT
4. 3MM HIGH DENSITY PVC DECK REINFORCEMENT
5. CROCODILE TEXTURED EVA DECK PAD



6. EZ-GRAB CARRYING HANDLE
7. LIGHT WEIGHT CNC/EPS CORE
8. GORE-TEX BREATHER VENT



TUFF-WOOD CARBON / TUFF-WOOD

TWC MODELS: X 12.6, X 14.0, BULLET 11.0, BULLET 12.6, BULLET 14.0
TW MODELS: RECON 9.9, RECON 10.4, RECON 11.4, RECON 11.11

1. MOLDED BIAXIAL GLASS COMPOSITE
2. UNI-DIRECTIONAL CARBON RAIL STIFFENING/REINFORCEMENT (ON TWC)
3. REINFORCED TUFF-WOOD DECK
4. LIGHT WEIGHT/MOLDED EPS CORE
5. GORE-TEX BREATHER VENT
6. EZ-GRAB CARRYING HANDLE






GLASS COMPOSITE
GC MODELS: F 11.0, F 12.0, F 14, FX 11.0 FUTURE PRO

1. DOUBLE WRAP FIBERGLASS COMPOSITE
2. REINFORCED TUFF-WOOD DECK (F12, F14, HAVE PVC)
3. LIGHT WEIGHT CNC/EPS CORE
4. CROCODILE TEXTURED EVA DECK PAD
5. GORE-TEX BREATHER VENT
6. EZ-GRAB CARRYING HANDLE



GLASS COMPOSITE PLUS
GC+ MODELS: FEELGOOD 10.0, FEELGOOD 11.0, AGENT 10.0, AGENT 10.0 WIDE, AGENT 10.6, AGENT 11.0, AGENT 11.0 WIDE, AGENT 11.6, AGENT 11.6 WIDE, AGENT 11.11

1. DOUBLE WRAP FIBERGLASS COMPOSITE
2. OAK LAMINATE REINFORCED TOP AND BOTTOM
3. LIGHTWEIGHT CNC/EPS CORE
4. 360° INNEGRA™ REINFORCED RAILS
5. CROCODILE TEXTURED DECKPAD WITH 4 PIECE, CUSTOM KICK PAD
6. EZ-GRAB CARRYING HANDLE

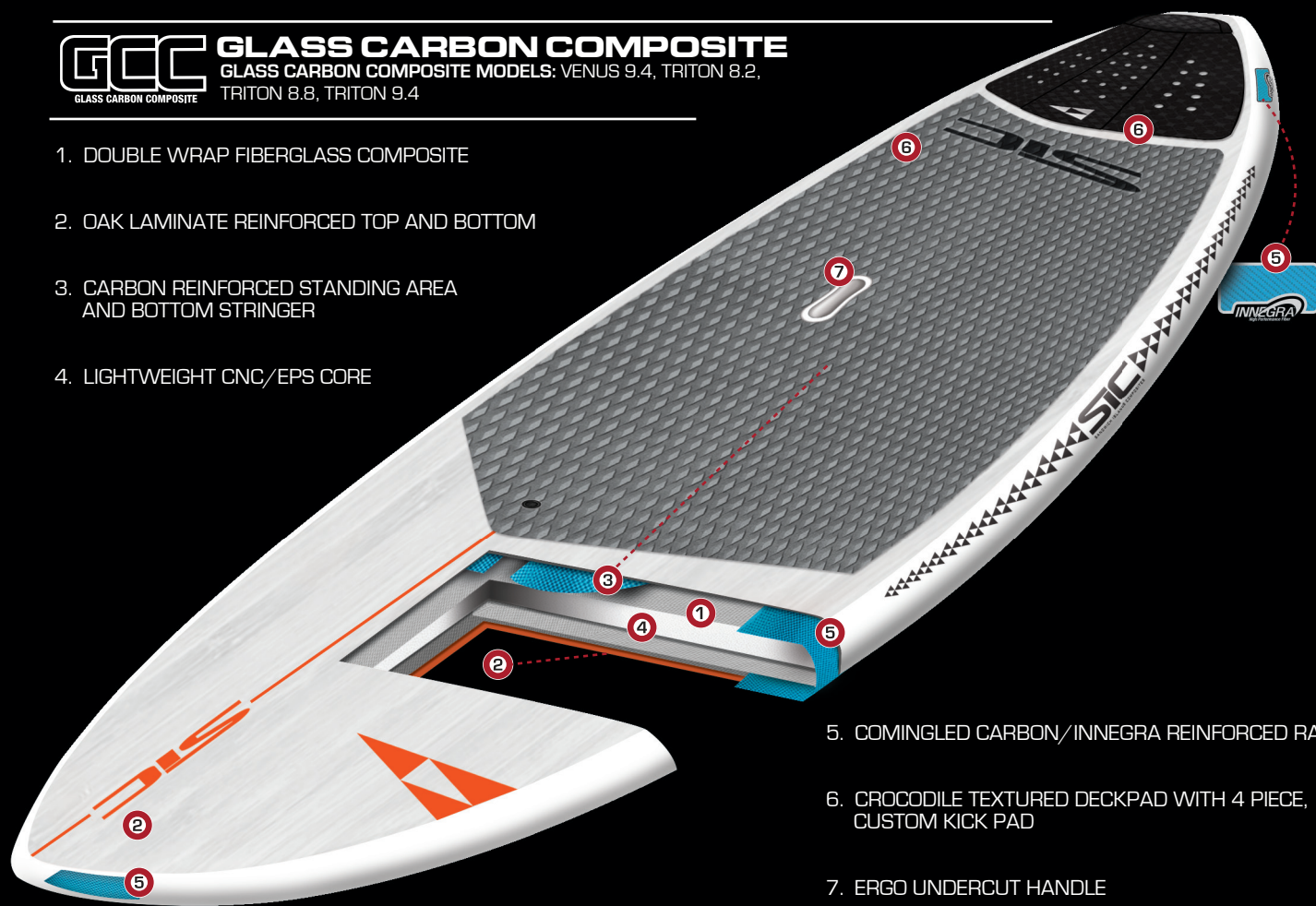




GLASS CARBON COMPOSITE

GLASS CARBON COMPOSITE MODELS: VENUS 9.4, TRITON 8.2, TRITON 8.8, TRITON 9.4

1. DOUBLE WRAP FIBERGLASS COMPOSITE
2. OAK LAMINATE REINFORCED TOP AND BOTTOM
3. CARBON REINFORCED STANDING AREA AND BOTTOM STRINGER
4. LIGHTWEIGHT CNC/EPS CORE



5. COMINGLED CARBON/INNEGRA REINFORCED RAILS
6. CROCODILE TEXTURED DECKPAD WITH 4 PIECE, CUSTOM KICK PAD
7. ERGO UNDERCUT HANDLE



GLASS COMPOSITE INNEGRA™

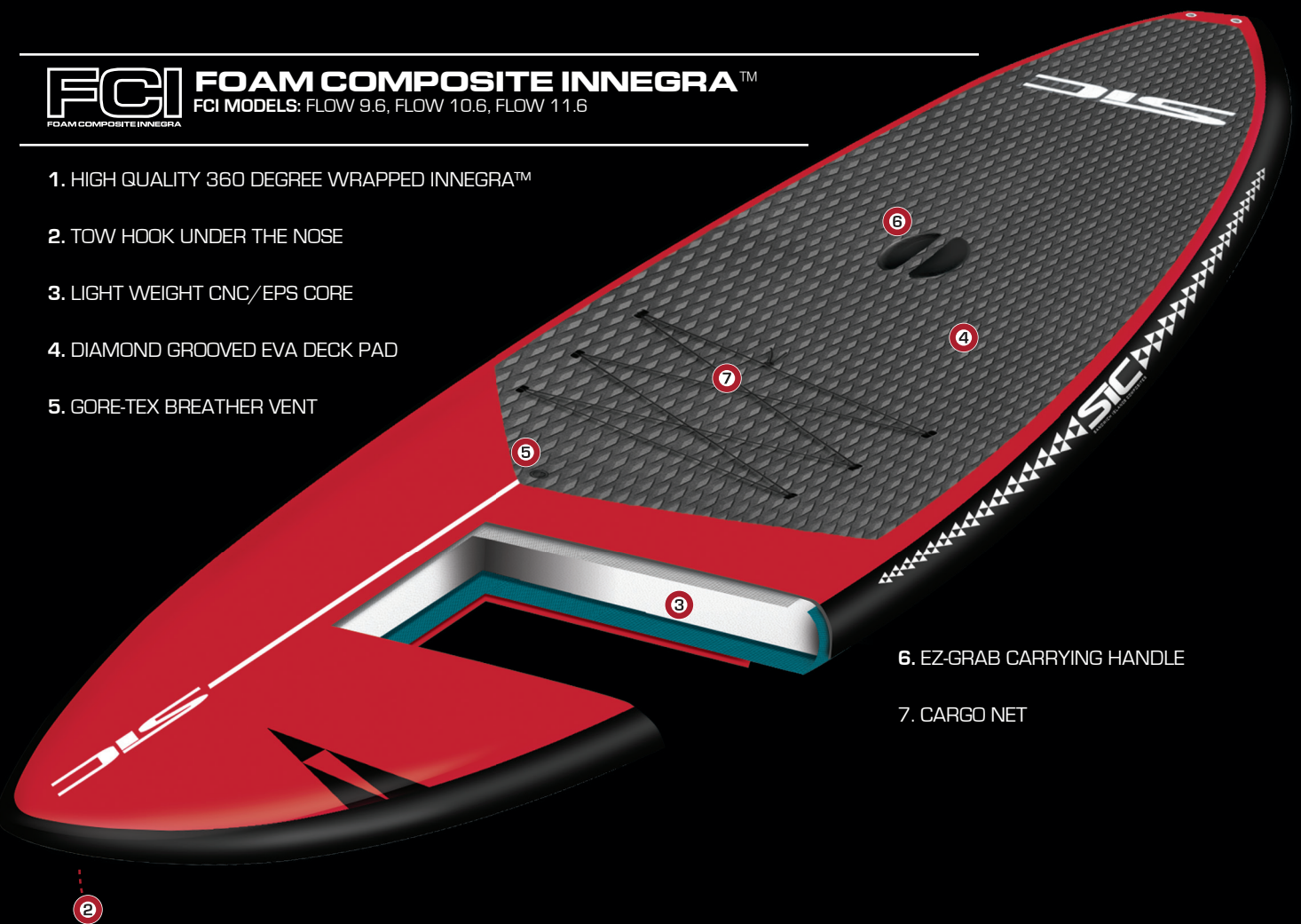
GCI MODELS: FLOW 9.6, FLOW 10.6, FLOW 11.6

1. HIGH QUALITY 360 DEGREE WRAPPED INNEGRA™
2. TOW HOOK UNDER THE NOSE
3. LIGHT WEIGHT CNC/EPS CORE
4. DIAMOND GROOVED EVA DECK PAD
5. GORE-TEX BREATHER VENT
6. EZ-GRAB CARRYING HANDLE
7. CARGO NET



FCI FOAM COMPOSITE INNEGRA™
 FCI MODELS: FLOW 9.6, FLOW 10.6, FLOW 11.6

1. HIGH QUALITY 360 DEGREE WRAPPED INNEGRA™
2. TOW HOOK UNDER THE NOSE
3. LIGHT WEIGHT CNC/EPS CORE
4. DIAMOND GROOVED EVA DECK PAD
5. GORE-TEX BREATHER VENT



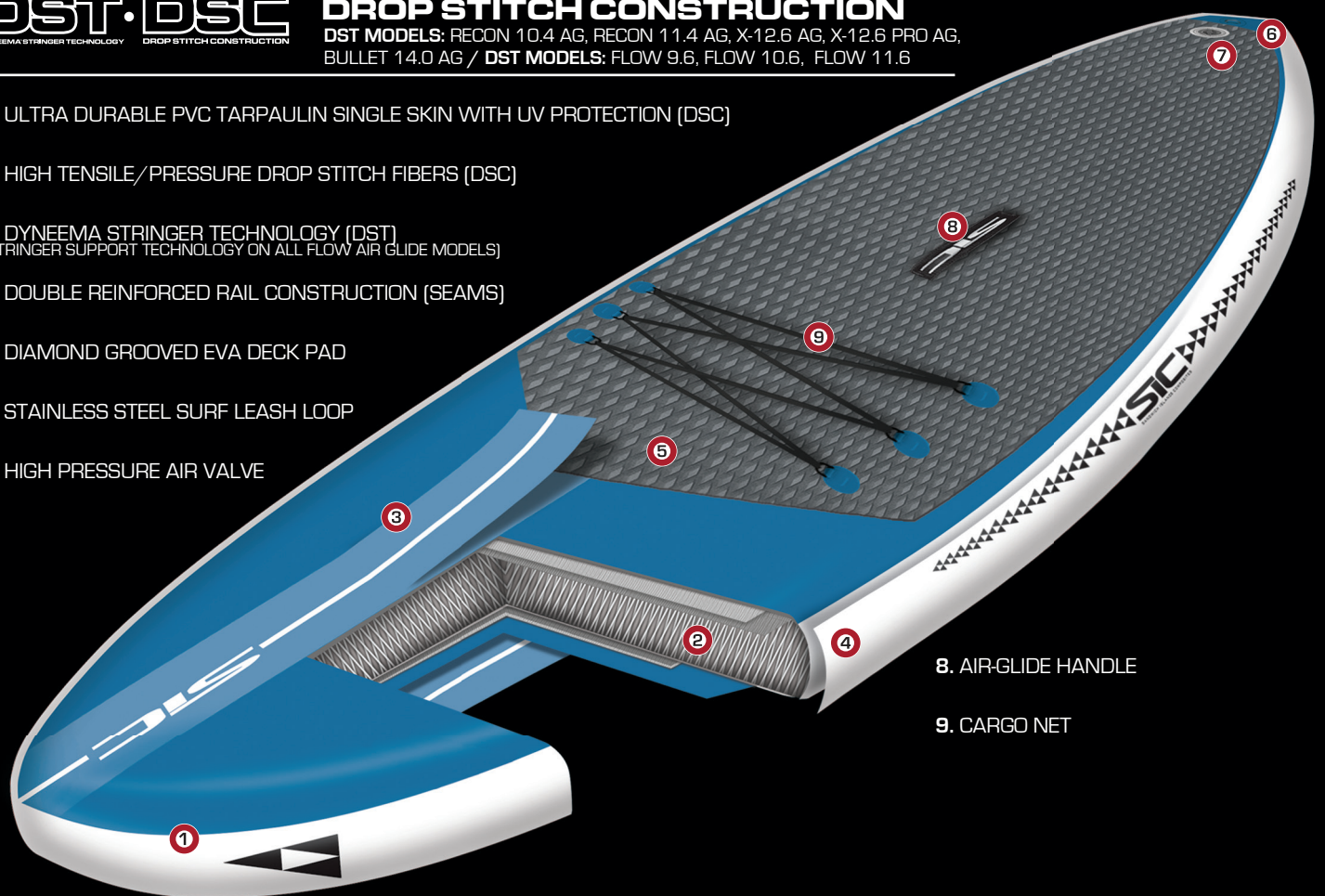
6. EZ-GRAB CARRYING HANDLE
7. CARGO NET

DST·DSC
DYNEEMA STRINGER TECHNOLOGY DROP STITCH CONSTRUCTION

DYNEEMA STRINGER TECHNOLOGY - DROP STITCH CONSTRUCTION

DST MODELS: RECON 10.4 AG, RECON 11.4 AG, X-12.6 AG, X-12.6 PRO AG, BULLET 14.0 AG / DST MODELS: FLOW 9.6, FLOW 10.6, FLOW 11.6

1. ULTRA DURABLE PVC TARPAULIN SINGLE SKIN WITH UV PROTECTION (DSC)
2. HIGH TENSILE/PRESSURE DROP STITCH FIBERS (DSC)
3. DYNEEMA STRINGER TECHNOLOGY (DST)
(STRINGER SUPPORT TECHNOLOGY ON ALL FLOW AIR GLIDE MODELS)
4. DOUBLE REINFORCED RAIL CONSTRUCTION (SEAMS)
5. DIAMOND GROOVED EVA DECK PAD
6. STAINLESS STEEL SURF LEASH LOOP
7. HIGH PRESSURE AIR VALVE



8. AIR-GLIDE HANDLE
9. CARGO NET

BOARD FINDER

FIND THE RIGHT HULL



PLANING HULL

MOUNTAIN BIKE OF SUP



Standard Characteristics: Considered the mountain bike of the water, planing hull boards have no limits on where they can go. These boards are most recognizable by their flat planing bottom, pointed nose and pin tail shapes. While the original shapes were derived from open ocean and downwind designs, these shapes have proved to be the most well rounded, sea-worthy, all-around shapes in SUP. Planing boards have less rocker than a surfboard which means they track and glide very well although not as well as a displacement hull. They are designed to excel in cross-chop, side-chop with a tail wind or wave scenarios and can be surfed in small to mid size waves. If you are looking for a board with unbridled access to any condition for unlimited fun, then there is no better design.

DISPLACEMENT HULL

ROAD BIKE OF SUP



Standard Characteristics: Considered the road bike of the water due to its quick acceleration, efficient glide and top end speed in smooth conditions. Displacement hull boards are easily identifiable by their rounded bottom shape and piercing nose style in the bow. The nose of the board generally is designed to pierce the water, aid in board tracking and cut through chop to reduce drag and promote glide, as well as top end speed. The rocker line is generally flat and the volumes are greater than surf style boards. The added volume allows the board to float higher in the water which reduces drag thereby promoting better glide ratios and unlocks top end speed. Increased volume and width typically provides more stability, especially for heavier paddlers. Conversely, narrower boards are faster but less stable, depending on the paddler's weight and skill level.



SURF SHAPES

BEACH CRUISER/BMX BIKE OF SUP



Standard Characteristics: Our surf shapes have a broad range of use like that of a beach cruiser or a BMX bike. These boards are designed for fun cruising paddles to hard charging maneuverable surfboards. Easily identifiable by their iconic surfboard outlines, they are scaled up in volume and width to float you while you are cruising or waiting for your wave in the line-up. The rocker lines are appropriately adjusted to meet the performance needs of the paddler and intended use. This style of board is not designed to paddle great distances as they have a lower glide ratio when compared to a displacement or planing design. Longboard style shapes have a moderate rocker for more of a long board feel and recreational paddling. Shortboard style shapes have a more progressive rocker to promote carving the wave face. Fin setup can vary from a single main fin to thruster and quad setups.



INFLATABLES

FOLDABLE BIKE OF SUP



Standard Characteristics: Inflatables are the best way to get into paddling if you have limited storage space, have a small car, are on the run and never know when you will have time to hit the water or simply like the versatility and convenience. Inflatables are most recognizable by the fact that they come in a small backpack style bag, take up very little space and are equipped with a high volume/high pressure pump. They come in as many shapes and sizes as you can imagine and cover the full range of disciplines. They are generally 6 inch drop stitch construction which is thicker than a standard composite board. Inflatables also have higher volume and more stability than composite boards of similar lengths and widths. You can drop it or run it onto the rocks and for the most part and not worry about it. In the event of a puncture, all SIC inflatables come equipped with a repair kit that's as easy as fixing a flat tire on your bike. They lack the full performance of a composite board but advancements in materials and construction have closed the gap considerably. You will not be disappointed.


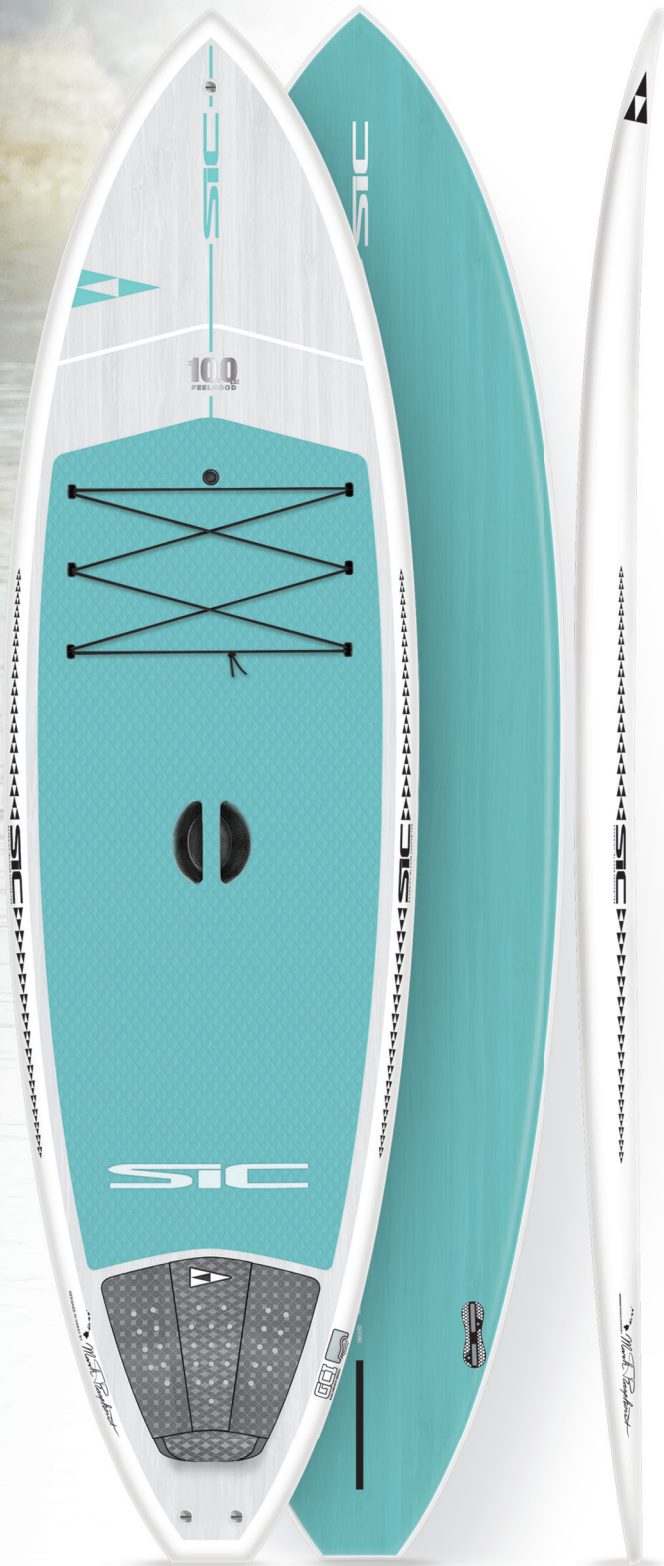
RECREATIONAL SURF FEELGOOD SERIES

FEELGOOD 10.0, FEELGOOD 11.0

SURF SHAPE
BEACH CRUISER +
BMX BIKE OF SUP 

Our new Feelgood and Agent all around cruisers are the go to boards in our line for any type of paddling scenario. These boards were designed with fun in mind. Whether it is flat water paddling or catching a few fun ones at your local break, these versatile boards will perform in all conditions. We have created a large range of lengths, widths and volume to accommodate any type of rider. Our new GC+ construction features a light-weight wood and glass sandwich construction with Innegra™ laid into the rails for strength and durability to protect against paddle impact. All boards come with our popular EZ Grab handle that makes carrying your equipment a breeze and two leash plugs to ensure safety. We updated our EVA decking and have added an EVA kick pad to all models to ensure you stick those bottom turns. And lastly we have updated our fin setups, now proudly featuring FCS II fin boxes in our five fin and 2 + 1 setup combinations. These dynamic and simple to use fin boxes are compatible with both FCS II and FCS I fins (FCS I fins supplied with board).





ALL NEW
FEELGOOD 10.0
 ALL-ROUND / SURF / RECREATION

GLASS COMPOSITE PLUS 				
LENGTH	WIDTH	THICKNESS	VOLUME	WEIGHT
10'0"	32"	4.7"	180L	23.8LBS
305cm	81cm	11.8cm		10.8KGS (+/- 10%)

FINS & FEATURES
 (GC+) Glass composite and wood sandwich construction with Innegra™ reinforced rails. Diamond grooved deck pad and 4 piece kick pad. Either 2+1 (FCS 2 side bites and US Fin Box) or single fin setup depending on model. Comes with Three/Four and Mahi 9" (2+1 setup) or Mahi 9" (single fin). Gore-Tex breather valve, EZ Grab handle and double leash plugs

ALL NEW
FEELGOOD 11.0
 ALL-ROUND / SURF / RECREATION

GLASS COMPOSITE PLUS 				
LENGTH	WIDTH	THICKNESS	VOLUME	WEIGHT
11'0"	32.0"	4.8"	206L	27.6LBS
335cm	81cm	12.1cm		12.5KGS (+/- 10%)

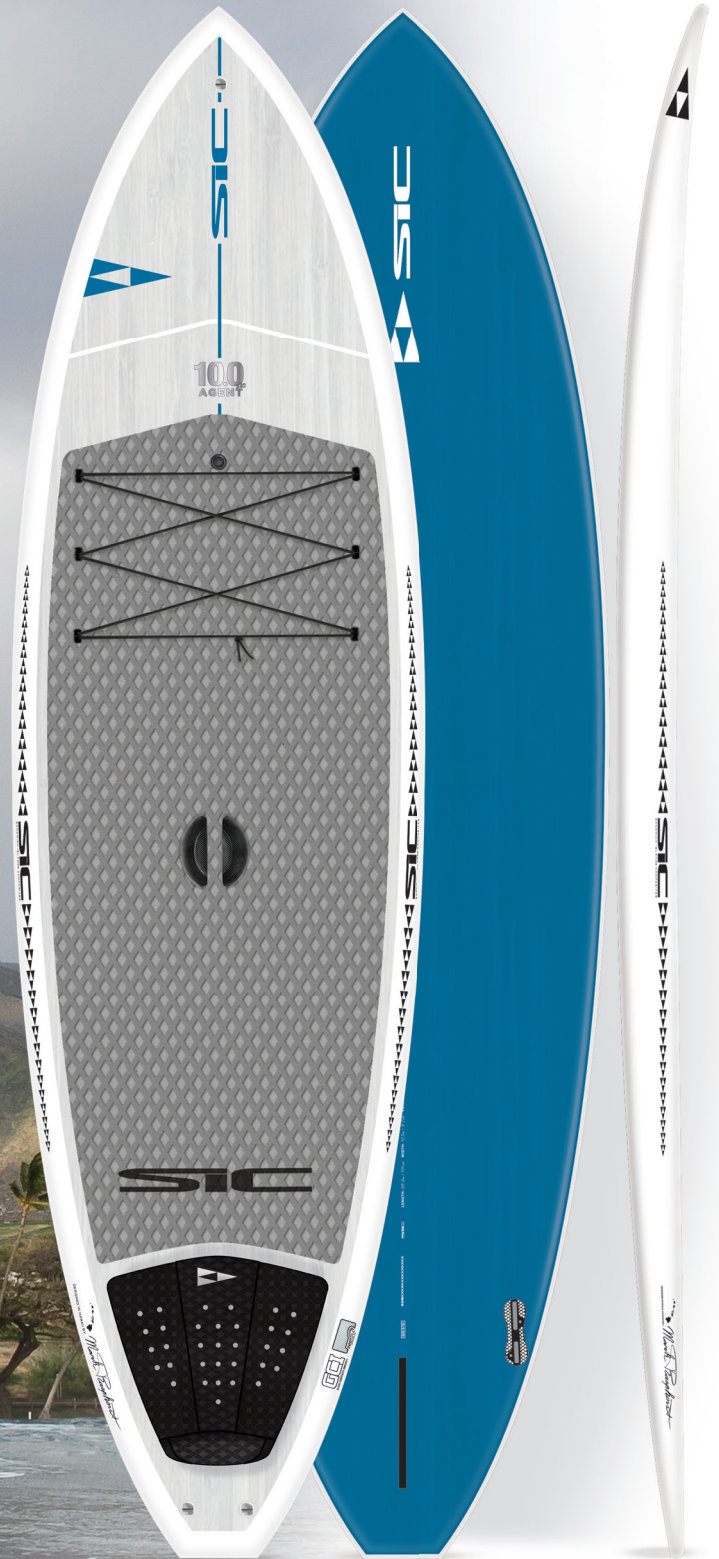
FINS & FEATURES
 (GC+) Glass composite and wood sandwich construction with Innegra™ reinforced rails. Diamond grooved deck pad and 4 piece kick pad. Either 2+1 (FCS 2 side bites and US Fin Box) or single fin setup depending on model. Comes with Three/Four and Mahi 9" (2+1 setup) or Mahi 9" (single fin). Gore-Tex breather valve, EZ Grab handle and double leash plugs

RECREATIONAL SURF AGENT SERIES

AGENT 10.0, AGENT 10.0 WIDE, AGENT 10.6, AGENT 11.0,
AGENT 11.0 WIDE, AGENT 11.6, AGENT 11.6 WIDE, AGENT 11.11

SURF SHAPE
BEACH CRUISER + BMX BIKE OF SUP

For 2017, that original drive to chase swell was directed into our surf line. We rebuilt the line from the bottom up and in true SIC fashion, spent countless hours obsessing over design and execution, and we tested our ideas extensively until we were happy. We spent time getting back to swell and stoke. The result is something uniquely SIC that is as beautiful to look at as it is to ride. The Agent features the same technologies as it's sister model "The Feelgood" making this one of the most versatile options in the line, emphasizing both stability and glide. With a variety of sizes, generous widths, volumes, and multiple fin configurations, the Agent is the perfect fit for any paddler and will quickly become your new go-to board for most conditions.




ALL NEW
AGENT 10.0

ALL-ROUND / SURF / RECREATION

GLASS COMPOSITE PLUS				GC+	
LENGTH	WIDTH	THICKNESS	VOLUME	WEIGHT	
10'0"	32.0"	4.7"	180L	23.8Lbs	
305cm	81.2cm	11.8cm		10.8KGS (+/- 10%)	

FINS & FEATURES

(GC+) Glass composite and wood sandwich construction with Innegra™ reinforced rails. Diamond grooved deck pad and 4 piece kick pad. Either 2+1 (FCS 2 side bites and US Fin Box) or single fin setup depending on model, comes with Three/Four and Mahi 9" (2+1 setup) or Mahi 9" (single fin). Gore-Tex breather valve, EZ Grab handle and double leash plugs



ALL NEW
AGENT 10.0 WIDE
 ALL-ROUND | SURF | RECREATION

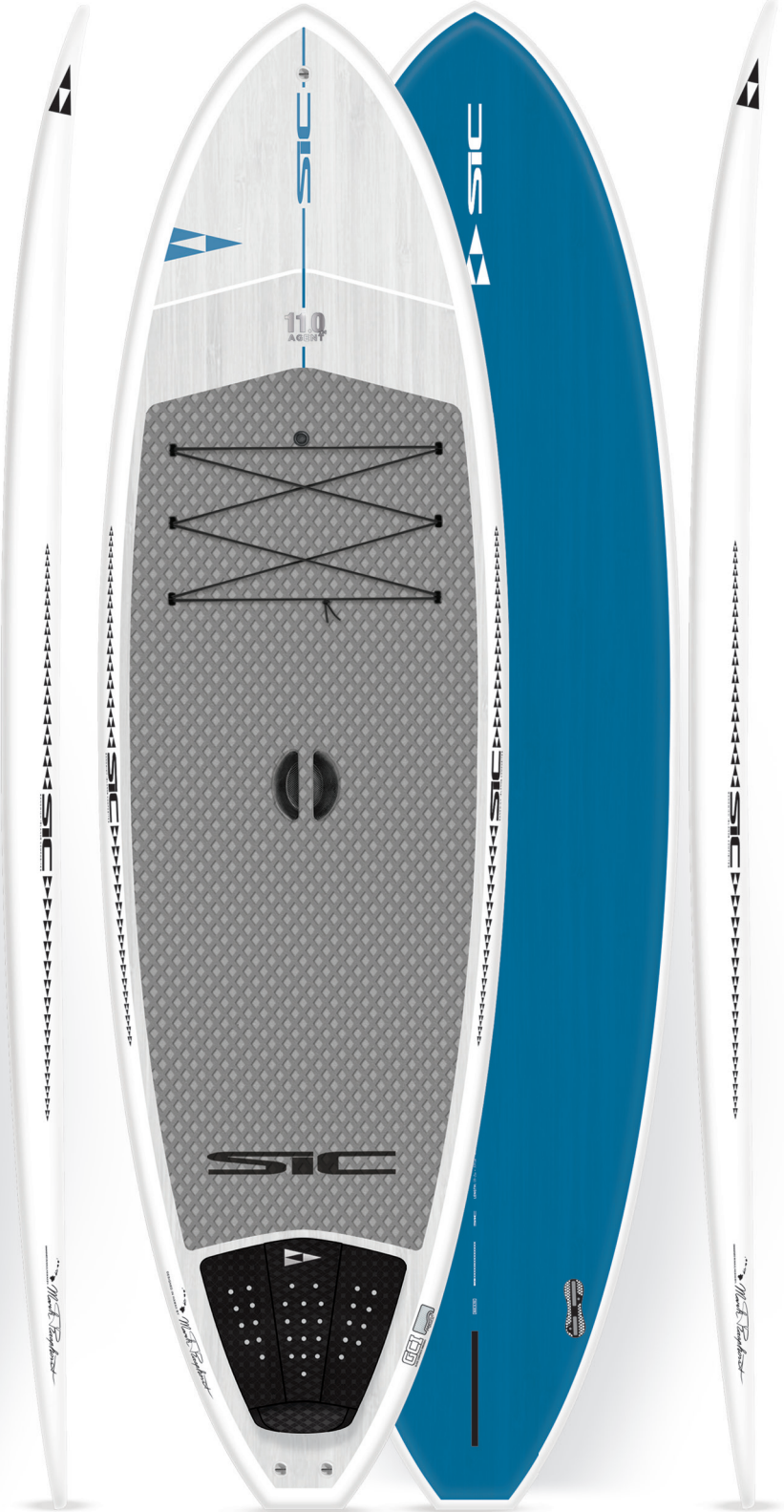

GLASS COMPOSITE PLUS 					
LENGTH	WIDTH	THICKNESS	VOLUME	WEIGHT	
10'0"	34"	4.8"	201L	24.9LBS	
305cm	86.4cm	12.4cm		11.3KGS (+/- 10%)	

FINS & FEATURES
 (GC+) Glass composite and wood sandwich construction with Innegra™ reinforced rails. Diamond grooved deck pad and 4 piece kick pad. Either 2+1 (FCS 2 side bites and US Fin Box) or single fin setup depending on model, comes with Three/Four and Mahi 9" (2+1 setup) or Mahi 9" (single fin). Gore-Tex breather valve, EZ Grab handle and double leash plugs

ALL NEW
AGENT 10.6
 ALL-ROUND | SURF | RECREATION

GLASS COMPOSITE PLUS 					
LENGTH	WIDTH	THICKNESS	VOLUME	WEIGHT	
10'6"	32"	4.8"	192L	26.5LBS	
320cm	81.2cm	12.1cm		12KGS (+/- 10%)	

FINS & FEATURES
 (GC+) Glass composite and wood sandwich construction with Innegra™ reinforced rails. Diamond grooved deck pad and 4 piece kick pad. Either 2+1 (FCS 2 side bites and US Fin Box) or single fin setup depending on model, comes with Three/Four and Mahi 9" (2+1 setup) or Mahi 9" (single fin). Gore-Tex breather valve, EZ Grab handle and double leash plugs



ALL NEW
AGENT 11.0

ALL-ROUND / SURF / RECREATION

GLASS COMPOSITE PLUS					GC+
LENGTH	WIDTH	THICKNESS	VOLUME	WEIGHT	
11'0"	32"	4.8"	206L	27.6Lbs	
335cm	81.3cm	12.1cm		12.5KGS (+/- 10%)	

FINS & FEATURES

(GC+) Glass composite and wood sandwich construction with Innegra™ reinforced rails. Diamond grooved deck pad and 4 piece kick pad. Either 2+1 (FCS 2 side bites and US Fin Box) or single fin setup depending on model, comes with Three/Four and Mahi 9" (2+1 setup) or Mahi 9" (single fin). Gore-Tex breather valve, EZ Grab handle and double leash plugs

ALL NEW
AGENT 11.0 WIDE


ALL-ROUND / SURF / RECREATION

GLASS COMPOSITE PLUS					GC+
LENGTH	WIDTH	THICKNESS	VOLUME	WEIGHT	
11'0"	36"	5"	244L	28.7Lbs	
335cm	91.4cm	12.7cm		13KGS (+/- 10%)	

FINS & FEATURES

(GC+) Glass composite and wood sandwich construction with Innegra™ reinforced rails. Diamond grooved deck pad and 4 piece kick pad. Either 2+1 (FCS 2 side bites and US Fin Box) or single fin setup depending on model, comes with Three/Four and Mahi 9" (2+1 setup) or Mahi 9" (single fin). Gore-Tex breather valve, EZ Grab handle and double leash plugs





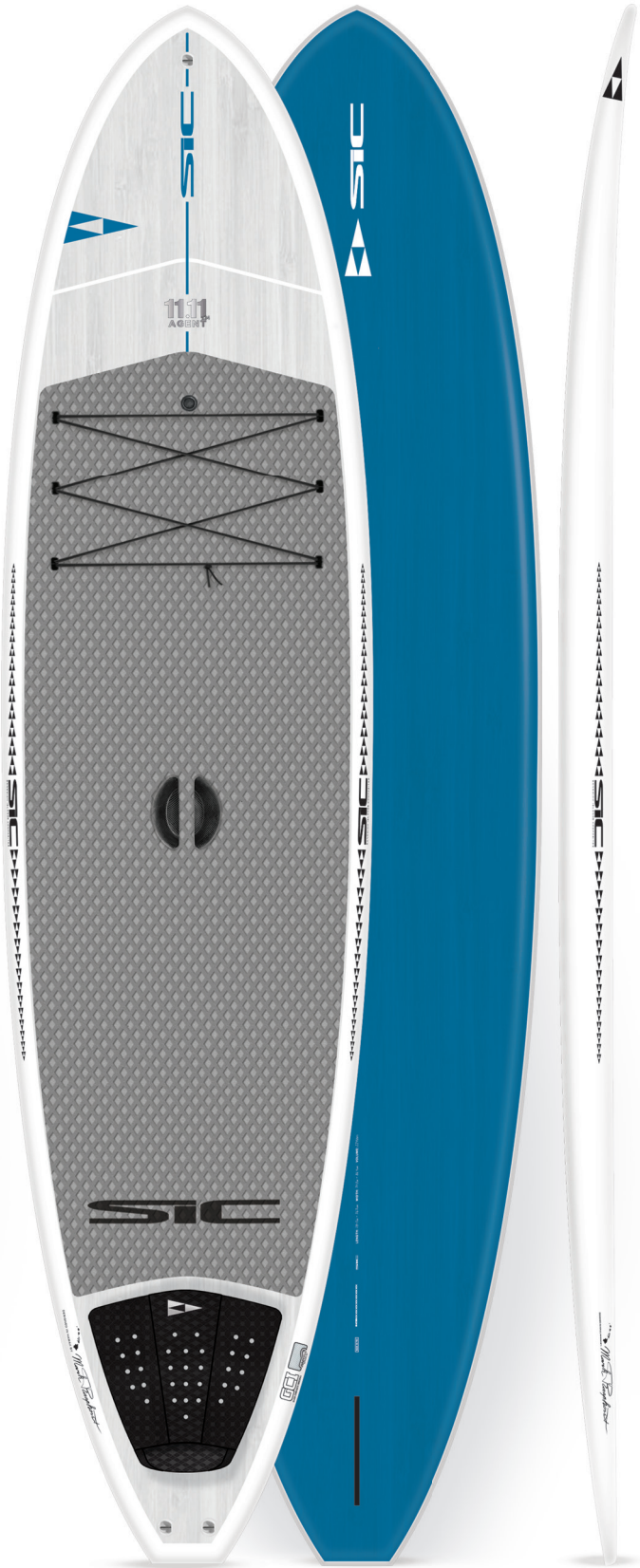
ALL NEW AGENT 11.6

ALL-ROUND / SURF / RECREATION

GLASS COMPOSITE PLUS					GC+
LENGTH	WIDTH	THICKNESS	VOLUME	WEIGHT	
11'6"	32"	4.6"	204L	29.8Lbs	
351cm	81.2cm	11.6cm		13.5kgs	(±10%)

FINS & FEATURES

(GC+) Glass composite and wood sandwich construction with Innegra™ reinforced rails. Diamond grooved deck pad and 4 piece kick pad. Either 2+1 (FCS 2 side bites and US Fin Box) or single fin setup depending on model, comes with Three/Four and Mahi 9" (2+1 setup) or Mahi 9" (single fin). Gore-Tex breather valve, EZ Grab handle and double leash plugs



ALL NEW AGENT 11.11

ALL-ROUND / SURF / RECREATION

GLASS COMPOSITE PLUS					GC+
LENGTH	WIDTH	THICKNESS	VOLUME	WEIGHT	
11'11"	34"	4.9"	224L	30.6Lbs	
363cm	86.4cm	12.4cm		13.9kgs	(±10%)

FINS & FEATURES

(GC+) Glass composite and wood sandwich construction with Innegra™ reinforced rails. Diamond grooved deck pad and 4 piece kick pad. Either 2+1 (FCS 2 side bites and US Fin Box) or single fin setup depending on model, comes with Three/Four and Mahi 9" (2+1 setup) or Mahi 9" (single fin). Gore-Tex breather valve, EZ Grab handle and double leash plugs







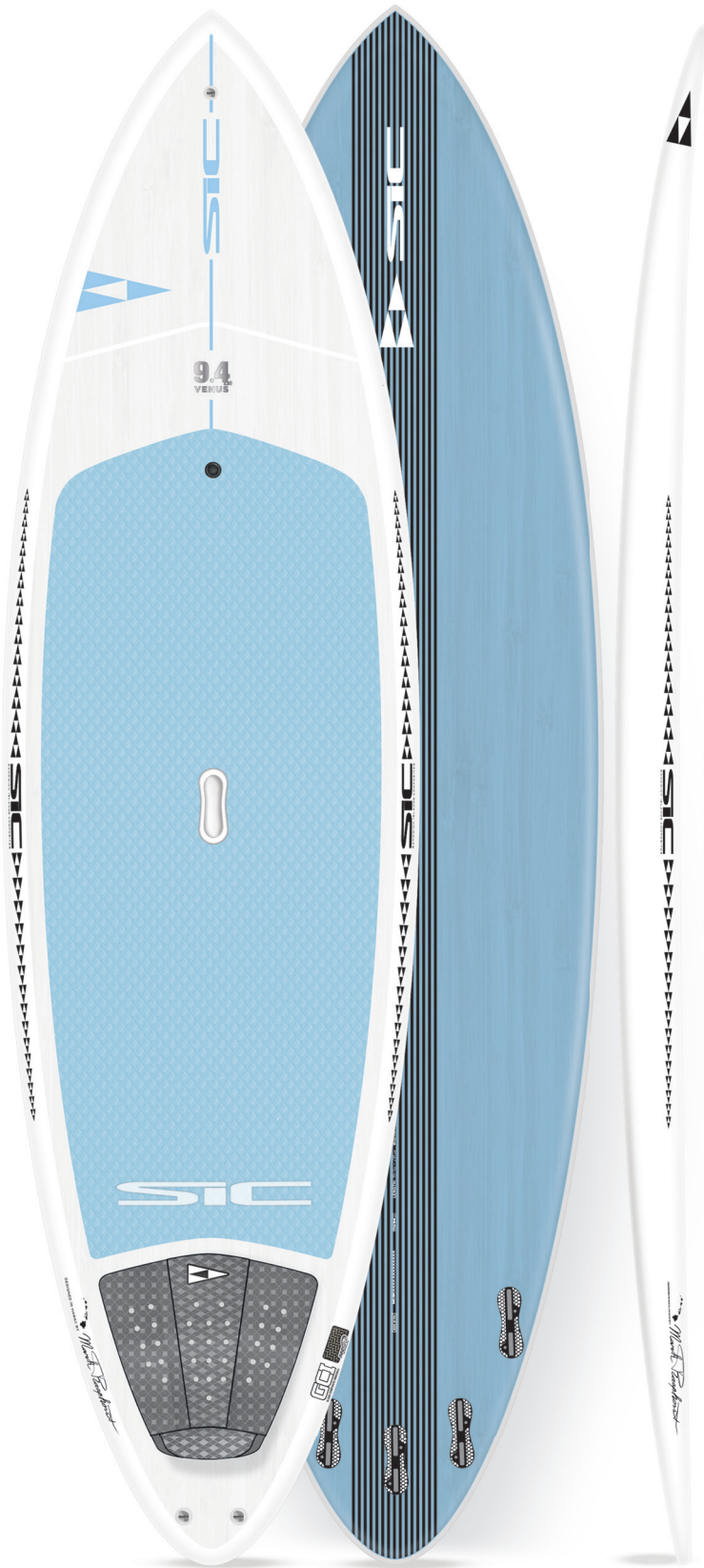
PERFORMANCE SURF VENUS / TRITON SERIES

VENUS 9.4, TRITON 8.2, TRITON 8.8, TRITON 9.4

SURF SHAPE
BEACH CRUISER +
BMX BIKE OF SUP 

Paddling in heavy surf conditions means trusting your equipment and being one with your board. The new Venus and Triton Performance Surf models were conceived during one of the heaviest winters on Maui. Our protos were put through the paces in some of the most critical of conditions. The goal was always to push harder on R and D to come up with a shape and outline specific to performance surfing. The outcome is something we could not be more proud of, something as sexy as it is functional.

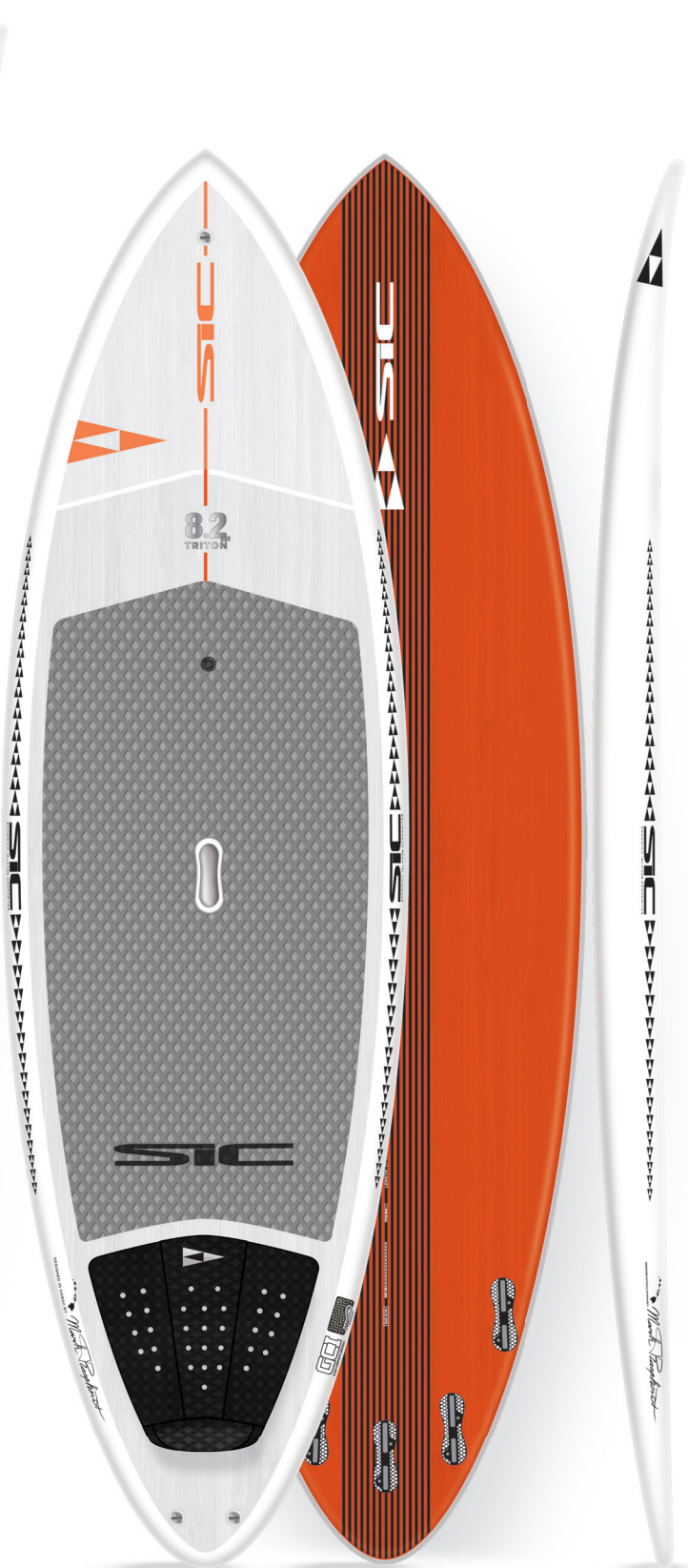
The Venus and Triton feature our new GCC (Glass Carbon Composite) construction. We have reinforced these glass and wood sandwich constructions with carbon in the standing area and in a stringer on the bottom of the board. We have also reinforced the rail with a commingled carbon and Innegra™ layer to protect against paddle blade impact. These lightweight boards are built to withstand the punishment of pounding surf and remain responsive over the life of the board. The nose of these models is more pulled in than the Feelgood and Agent boards to help hold a line on steeper faces. The single to double concave finishes with a five fin setup using FCS II fin boxes so that you can surf it either as a thruster or quad. The rounded pin tail means fast rail to rail performance on steep faces. Our new deck pads feature a four piece, custom EVA kick pad to keep you locked into your board and driving through your turns.



ALL NEW
VENUS 9.4
 PERFORMANCE SURF

GLASS CARBON COMPOSITE 				
LENGTH	WIDTH	THICKNESS	VOLUME	WEIGHT
9'4"	30"	4.6"	144L	20.5LBS
285cm	76cm	11.7cm		9.3kgs (+/- 10%)

FINS & FEATURES
 (GCC) Glass composite and wood sandwich construction with carbon reinforced stringer and standing area. Commingled carbon and Innegra(tm) rail wrap. Diamond grooved deck pad and 4 piece kick pad. Five FCS 2 fin boxes compatible with FCS 2 and FCS fusion fins, and comes with 12K Carbon Three/Four fin set. Can be set up as a quad or thruster. Gore-Tex breather valve, Ergo undercut handle and double leash plugs



ALL NEW
TRITON 8.2
 PERFORMANCE SURF

GLASS CARBON COMPOSITE 				
LENGTH	WIDTH	THICKNESS	VOLUME	WEIGHT
8'2"	28"	4.6"	118L	18.3LBS
249cm	71.1cm	11.7cm		8.3kgs (+/- 10%)

FINS & FEATURES
 (GCC) Glass composite and wood sandwich construction with carbon reinforced stringer and standing area. Commingled carbon and Innegra(tm) rail wrap. Diamond grooved deck pad and 4 piece kick pad. Five FCS 2 fin boxes compatible with FCS 2 and FCS fusion fins, and comes with 12K Carbon Three/Four fin set. Can be set up as a quad or thruster. Gore-Tex breather valve, Ergo undercut handle and double leash plugs





ALL NEW
TRITON 8.8
PERFORMANCE SURF

GLASS CARBON COMPOSITE					GCC	
LENGTH	WIDTH	THICKNESS	VOLUME	WEIGHT		
8'8"	29"	4.6"	130L	19.2Lbs		
264cm	73.7cm	11.7cm		8.7kgs	(-/+ 10%)	

FINS & FEATURES
(GCC) Glass composite and wood sandwich construction with carbon reinforced stringer and standing area. Commingled carbon and Innegra(tm) rail wrap. Diamond grooved deck pad and 4 piece kick pad. Five FCS 2 fin boxes compatible with FCS 2 and FCS fusion fins, and comes with 12K Carbon Three/Four fin set. Can be set up as a quad or thruster. Gore-Tex breather valve, Ergo undercut handle and double leash plugs

ALL NEW
TRITON 9.4
PERFORMANCE SURF

GLASS CARBON COMPOSITE					GCC	
LENGTH	WIDTH	THICKNESS	VOLUME	WEIGHT		
9'4"	30"	4.6"	144L	20.5Lbs		
285cm	76.2cm	11.7cm		9.3kgs	(-/+ 10%)	

FINS & FEATURES
(GCC) Glass composite and wood sandwich construction with carbon reinforced stringer and standing area. Commingled carbon and Innegra(tm) rail wrap. Diamond grooved deck pad and 4 piece kick pad. Five FCS 2 fin boxes compatible with FCS 2 and FCS fusion fins, and comes with 12K Carbon Three/Four fin set. Can be set up as a quad or thruster. Gore-Tex breather valve, Ergo undercut handle and double leash plugs



PERFORMANCE AIR-GLIDE INFLATABLES

RECON 10.4, RECON 11.4, X 12.6, X 12.6 PRO, FX 14.0 PRO,
BULLET 14.0, FLOW 9.6, FLOW 10.6, FLOW 11.6

INFLATABLES
FOLDABLE BIKE
OF SUP



SIC Inflatables are a notch above the rest. All of our designs are derived from their composite counterpart. This means tested geometry and proven performance translated to inflatable Drop Stitch Construction (DSC) technology. Our Dyneema Stringer Technology (DST) allows for a more rigid board under less pressure (15 PSI). The DST combined with a double reinforced rail construction and six-inch drop stitch constructions provide the ultimate in rigidity. Rigidity translates to stability, speed and control. DST also helps to maintain a consistent rocker line providing the most streamlined inflatable possible. We spared no expense in constructing an inflatable range. We transferred our knowledge of high performance rockers and sleek lines to turn your average inflatable into something that will set a new benchmark for inflatable technology.

NEW FOR 2017

Air-Glide - X Pro 12.6 (DSC) As the popularity and technology of inflatable boards have both increased over time, we have seen the demand change from all around shapes to faster, more competitive designs. We have considered some of our top composite boards and how to translate those designs into inflatable versions. Technologies like Dyneema Stringers have allowed us to build more rigid boards, with less pressure that maintain shape design like rocker and hull shapes. The racing landscape for inflatables continues to grow and we are proud to put the same SIC pride into each inflatable design just like our award winning composite shapes.

Air-Glide - FX Pro 14.0 (DSC) In 2016, we began a new chapter in race design. It started by listening to the feedback from the team. We listened to their needs as board designs evolved to meet new formats of racing. We considered design innovation and hallmarks of board designs created by Mark Raaphorst. The outcome was the FX Pro, one of the most popular multi discipline boards in 2016. We have now built on that concept by offering our most popular race shape in the convenience of an inflatable model.





AIR-GLIDE X12.6

FLAT WATER RACE / TOURING

DYNEEMA STRINGER TECHNOLOGY		DST		
LENGTH	WIDTH	THICKNESS	VOLUME	WEIGHT
12'6"	30.0"	6.0"	330L	22Lbs
381cm	76.2cm	15.24cm		10KGS (+/- 10%)

FINS & FEATURES

(DST) Dyneema stringer technology, ultra durable single layer PVC tarpaulin skin, double reinforced rail construction, high pressure drop stitch construction (DSC) core, two stage pump: dual action to rapidly inflate and single action to bring up to max psi (10 psi min. to 15 psi max), carry handle, coil leash (8'x 7mm), cargo net, patch kit, wheelee backpack for easy transport and storage, U.S. finbox compatible / 9" Touring Flex Fin



ALL NEW AIR-GLIDE X12.6 PRO

FLAT WATER RACE / TOURING

DYNEEMA STRINGER TECHNOLOGY		DST		
LENGTH	WIDTH	THICKNESS	VOLUME	WEIGHT
12'6"	26"	6.0"	306L	22Lbs
381cm	66cm	15.24cm		10KGS (+/- 10%)

FINS & FEATURES

(DST) Dyneema stringer technology, ultra durable single layer PVC tarpaulin skin, double reinforced rail construction, high pressure drop stitch construction (DSC) core, two stage pump: dual action to rapidly inflate and single action to bring up to max psi (10 psi min. to 15 psi max), carry handle, coil leash (8'x 7mm), cargo net, patch kit, wheelee backpack for easy transport and storage, U.S. finbox compatible / 9" Touring Flex Fin





ALL NEW
AIR-GLIDE
FX14.0 PRO
OPEN WATER RACE | TOURING

DYNEEMA STRINGER TECHNOLOGY					DST
LENGTH	WIDTH	THICKNESS	VOLUME	WEIGHT	
14'0"	27"	6.0"	356L	25.4Lbs	
426.7cm	68.6cm	15.24cm		11.50kgs (+/- 10%)	

FINS & FEATURES
(DST) Dyneema stringer technology, ultra durable single layer PVC tarpaulin skin, double reinforced rail construction, high pressure drop stitch construction (DSC) core, two stage pump: dual action to rapidly inflate and single action to bring up to max psi (10 psi min. to 15 psi max), carry handle, coil leash (8'x 7mm), cargo net, patch kit, wheelie backpack for easy transport and storage, U.S. finbox compatible / 9" Touring Flex Fin



AIR-GLIDE
BULLET 14.0
OPEN WATER RACE | TOURING

DYNEEMA STRINGER TECHNOLOGY					DST
LENGTH	WIDTH	THICKNESS	VOLUME	WEIGHT	
14'0"	28.5"	6.0"	340L	25.4Lbs	
426.7cm	72.4cm	15.24cm		11.5kgs (+/- 10%)	

FINS & FEATURES
(DST) Dyneema stringer technology, ultra durable single layer PVC tarpaulin skin, double reinforced rail construction, high pressure drop stitch construction (DSC) core, two stage pump: dual action to rapidly inflate and single action to bring up to max psi (10 psi min. to 15 psi max), carry handle, coil leash (8'x 7mm), cargo net, patch kit, wheelie backpack for easy transport and storage, U.S. finbox compatible / 9" Touring Flex Fin





**AIR-GLIDE
RECON 10.4**
ALL AROUND / SURF / TOURING

DYNEEMA STRINGER TECHNOLOGY					DST
LENGTH	WIDTH	THICKNESS	VOLUME	WEIGHT	
10'4"	31.0"	6.0"	300L	20.1LBS	
315cm	78.7cm	15.24cm		9.1KGS (+/- 10%)	

FINS & FEATURES
(DST) Dyneema stringer technology, ultra durable single layer PVC tarpaulin skin, double reinforced rail construction, high pressure drop stitch construction (DSC) core, two stage pump: dual action to rapidly inflate and single action to bring up to max psi (10 psi min. to 15 psi max), carry handle, coil leash (8'x 7mm), cargo net, patch kit, wheelee backpack for easy transport and storage, U.S. finbox compatible / 8" Mahi Flex Fin



**AIR-GLIDE
RECON 11.4**
ALL AROUND / SURF / TOURING

DYNEEMA STRINGER TECHNOLOGY					DST
LENGTH	WIDTH	THICKNESS	VOLUME	WEIGHT	
11'4"	30.0"	6.0"	310L	21.6LBS	
345cm	76.2cm	15.24cm		9.8KGS (+/- 10%)	

FINS & FEATURES
(DST) Dyneema stringer technology, ultra durable single layer PVC tarpaulin skin, double reinforced rail construction, high pressure drop stitch construction (DSC) core, two stage pump: dual action to rapidly inflate and single action to bring up to max psi (10 psi min. to 15 psi max), carry handle, coil leash (8'x 7mm), cargo net, patch kit, wheelee backpack for easy transport and storage, U.S. finbox compatible / 8" Mahi Flex Fin



RECREATIONAL INFLATABLES FLOW AIR-GLIDE SERIES

FLOW 9.6, FLOW 10.6, FLOW 11.6

INFLATABLES
FOLDABLE BIKE
OF SUP



The FLOW Inflatable series is the inflatable alternative to the GCI and FCI versions of the FLOW 9.6, 10.6 and 11.6. With all of the same attributes of our Air Glides, but more generous volumes, the FLOW inflatables are a stable and economical first step in your SUP career. The FLOW inflatables feature SIC's Stringer Support Technology (SST) which, provides structure and rigidity to the board when inflated, but collapses and folds to store inside of a backpack. Who knew SUP could be this easy and fun?




AIR-GLIDE FLOW 9.6

ALL AROUND / SURF / TOURING

DROP STITCH CONSTRUCTION				DSC	
LENGTH	WIDTH	VOLUME	THICKNESS	WEIGHT	
9'6"	29.5"	250L	6.0"	18.10lbs	
289cm	75cm		15.24cm	8.2kgs (+/- 10%)	

FINS & FEATURES
(DSC) DROP STITCH CONSTRUCTION, ultra durable single layer PVC tarpaulin skin, double reinforced rail construction, high pressure drop stitch construction (DSC) core, two stage pump: dual action to rapidly inflate and single action to bring up to max psi (10 psi min. to 15 psi max), carry handle, surf leash ring and towing nose ring, coil leash (8'x 7mm), cargo net, patch kit, standard backpack for easy transport and storage, U.S. finbox compatible / 8" Mahi Flex Fin



AIR-GLIDE FLOW 10.6

ALL AROUND | SURF | TOURING

DROP STITCH CONSTRUCTION					DSC
LENGTH	WIDTH	VOLUME	THICKNESS	WEIGHT	
10'6"	34.0"	330L	6.0"	22Lbs	
320cm	86cm		15.24cm	10kgs (+/- 10%)	

FINS & FEATURES
(DSC) DROP STITCH CONSTRUCTION, ultra durable single layer PVC tarpaulin skin, double reinforced rail construction, high pressure drop stitch construction (DSC) core, two stage pump; dual action to rapidly inflate and single action to bring up to max psi (10 psi min. to 15 psi max), carry handle, surf leash ring and towing nose ring, coil leash (8'x 7mm), cargo net, patch kit, standard backpack for easy transport and storage, U.S. finbox compatible / 8" Mahi Flex Fin

AIR-GLIDE FLOW 11.6

ALL AROUND | SURF | TOURING

DROP STITCH CONSTRUCTION					DSC
LENGTH	WIDTH	VOLUME	THICKNESS	WEIGHT	
11'6"	34.0"	360L	6"	24.9Lbs	
350cm	86cm		15.24cm	11.3kgs (+/- 10%)	

FINS & FEATURES
(DSC) DROP STITCH CONSTRUCTION, ultra durable single layer PVC tarpaulin skin, double reinforced rail construction, high pressure drop stitch construction (DSC) core, two stage pump; dual action to rapidly inflate and single action to bring up to max psi (10 psi min. to 15 psi max), carry handle, surf leash ring and towing nose ring, coil leash (8'x 7mm), cargo net, patch kit, standard backpack for easy transport and storage, U.S. finbox compatible / 8" Mahi Flex Fin



FLOW SERIES

FLOW 9.6 GCI, FLOW 9.6 FCI, FLOW 10.6 GCI,
FLOW 10.6 FCI, FLOW 11.6 GCI, FLOW 11.6 FCI

SURF SHAPE
BEACH CRUISER +
BMX BIKE OF SUP 

The Flow Series boards were created with the beginner paddler in mind. Generous volumes and increased widths mean fun that is accessible for the entire family. Great for a paddle in the harbor or a rip in the surf, these versatile rental boards will be ideal for your resort / rental fleet. Our rental FLOW boards are built SIC tough with our Glass Composite Innegra (GCI) and Foam Composite Innegra (FCI) boards feature Innegra™ in the layup from “tip-to-tail and rail-to-rail”. Unheard of at this price point; these boards will outlast the toughest impacts and stay watertight far beyond a traditional layup. Innegra™ takes impact, but does not shatter. This prevents the EPS core of your board from being exposed and soaking up water. Our FCI foam top boards feature a layer of high quality EVA from the top deck to the bottom tuck of the rails. Built to withstand use and abuse these boards also add another layer of safety. Lastly, our FLOW inflatables are the do anything, go anywhere boards featuring a reinforced Stringer Support Technology (SST) adding stiffness, stability and consistent rockerlines to complement our 6” Drop Stitch Construction (DSC)





FLOW 9.6 GCI

ALL AROUND / SURF / TOURING

GLASS COMPOSITE INNEGRA™					GCI
LENGTH	WIDTH	THICKNESS	VOLUME	WEIGHT	
9'6"	28.0"	4.5"	155L	27.1Lbs	
289.6cm	71.1cm	11.43cm		12.3kgs (+/- 10%)	

FINS & FEATURES

(GCI) Innegra™ tip-to-tail and rail-to-rail (bottom, rails and deck) for bomber durability, glass reinforced deck, diamond groove EVA deck pad, ergo undercut handle, cargo net, coil leash (8'x 7mm), surf leash plug and towing nose plug, Gore-Tex breather valve, U.S. finbox compatible / 8" Mahi Flex Fin

FLOW 9.6 FCI

ALL AROUND / SURF / TOURING

FOAM COMPOSITE INNEGRA™					FCI
LENGTH	WIDTH	THICKNESS	VOLUME	WEIGHT	
9'6"	28.0"	4.5"	155L	23.8Lbs	
289.6cm	71.1cm	11.43cm		10.8kgs (+/- 10%)	

FINS & FEATURES

(FCI) Innegra™ tip-to-tail and rail-to-rail (bottom, rails and deck) for bomber durability, glass reinforced deck, diamond groove EVA deck pad, ergo undercut handle, cargo net, coil leash (8'x 7mm), surf leash plug and towing nose plug, Gore-Tex breather valve, U.S. finbox compatible / 8" Mahi Flex Fin





FLOW 10.6 GCI

ALL AROUND | SURF | TOURING

GLASS COMPOSITE INNEGRA™					GCI
LENGTH	WIDTH	THICKNESS	VOLUME	WEIGHT	
10'6"	34"	4.5"	210L	32.4Lbs	
320CM	86.4CM	11.43CM		14.7KGS (+/- 10%)	

FINS & FEATURES

(GCI) Innegra™ tip-to-tail and rail-to-rail (bottom, rails and deck) for bomber durability, glass reinforced deck, diamond groove EVA deck pad, ergo undercut handle, cargo net, coil leash (8'x 7mm), surf leash plug and towing nose plug, Gore-Tex breather valve, U.S. finbox compatible / 8" Mahi Flex Fin

FLOW 10.6 FCI


ALL AROUND | SURF | TOURING

FOAM COMPOSITE INNEGRA™					FCI
LENGTH	WIDTH	THICKNESS	VOLUME	WEIGHT	
10'6"	34"	4.5"	210L	30.6Lbs	
320CM	86.4CM	11.43CM		13.9KGS (+/- 10%)	

FINS & FEATURES

(FCI) Innegra™ tip-to-tail and rail-to-rail (bottom, rails and deck) for bomber durability, glass reinforced deck, diamond groove EVA deck pad, ergo undercut handle, cargo net, coil leash (8'x 7mm), surf leash plug and towing nose plug, Gore-Tex breather valve, U.S. finbox compatible / 8" Mahi Flex Fin





FLOW 11.6

ALL AROUND / SURF / TOURING

GLASS COMPOSITE INNEGRA™					GCI
LENGTH	WIDTH	THICKNESS	VOLUME	WEIGHT	
11'6"	34"	4.5"	230L	34.6LBS	
350.5cm	86.4cm	11.43cm		15.7KGS (+/- 10%)	

FINS & FEATURES
(GCI) Innegra™ tip-to-tail and rail-to-rail (bottom, rails and deck) for bomber durability, glass reinforced deck, diamond groove EVA deck pad, ergo undercut handle, cargo net, coil leash (8'x 7mm), surf leash plug and towing nose plug, Gore-Tex breather valve, U.S. finbox compatible / 8" Mahi Flex Fin

FLOW 11.6

ALL AROUND / SURF / TOURING

FOAM COMPOSITE INNEGRA™					FCI
LENGTH	WIDTH	THICKNESS	VOLUME	WEIGHT	
11'6"	34"	4.5"	230L	32.6LBS	
350.5cm	86.4cm	11.43cm		14.8KGS (+/- 10%)	

FINS & FEATURES
(FCI) Innegra™ tip-to-tail and rail-to-rail (bottom, rails and deck) for bomber durability, glass reinforced deck, diamond groove EVA deck pad, ergo undercut handle, cargo net, coil leash (8'x 7mm), surf leash plug and towing nose plug, Gore-Tex breather valve, U.S. finbox compatible / 8" Mahi Flex Fin





BULLET SERIES

BULLET 11.0, BULLET 12.6, BULLET 14.0,
BULLET 14.OV2, BULLET 17.4, BULLET 17.OV2

PLANING HULL

MOUNTAIN BIKE OF SUP 

The Bullet series features a planing hull design with rounded, high volume rails. These boards offer tremendous stability to deal with rough swell conditions and mitigate purling in the troughs by utilizing a chiselled pintail to drop the tail and raise the nose. The tail rocker also provides maximum control and surfability when catching a glide. The cockpit features a lightly contoured shape to increase control, minimize foot cramping and encourage water drainage. Our game changing F.A.S.T. (Foot Actuated Steering Technology) steering turns these boards into a touring, open ocean, downwinder's dream.





BULLET 11.0

ALL-ROUND FITNESS / TOURING / DOWNWIND

TUFF-WOOD CARBON

TWC

LENGTH	WIDTH	THICKNESS	VOLUME	WEIGHT
11'0"	28.25"	4.88"	208L	26.7LBS
335.3cm	71.8cm	12.4cm		12.1KGS (+/- 10%)

FINS & FEATURES

(TWC) Tough Wood Carbon molded construction with wood reinforced deck, carbon reinforced/stiffening rail wrap for an extremely strong yet lively feel under foot. croc skin EVA deck pad, cargo net, U.S. standard finbox / 12K Carbon Weedless 7.0" fin, Gore-Tex breather valve, EZ-Grab handle, single surf leash plug



BULLET 12.6

ALL-ROUND FITNESS / TOURING / DOWNWIND

TUFF-WOOD CARBON

TWC

LENGTH	WIDTH	THICKNESS	VOLUME	WEIGHT
12'6"	28.25"	6.22"	237L	30.2LBS
381.0cm	71.8cm	15.8cm		13.7KGS (+/- 10%)

SINGLE CARBON COMPOSITE + INNEGRA™


SCC

LENGTH	WIDTH	THICKNESS	VOLUME	WEIGHT
12'6"	28.25"	6.26"	237L	24.3LBS
381.0cm	71.8cm	15.9cm		11KGS (+/- 10%)

FINS & FEATURES

(SCC) Single Carbon Composite full wrap biaxial carbon, Innegra™ tip, rail and tail reinforcement, PVC reinforced deck for the ultimate in strength, weight and stiffness. (TWC) Tough Wood Carbon molded construction with wood reinforced deck, carbon reinforced/stiffening rail wrap for an extremely strong yet lively feel under foot or Each equipped with croc skin EVA deck pad, cargo net, U.S. standard finbox / 12K Carbon Weedless 7.0" fin, Gore-Tex breather valve, EZ-Grab handle, single surf leash plug



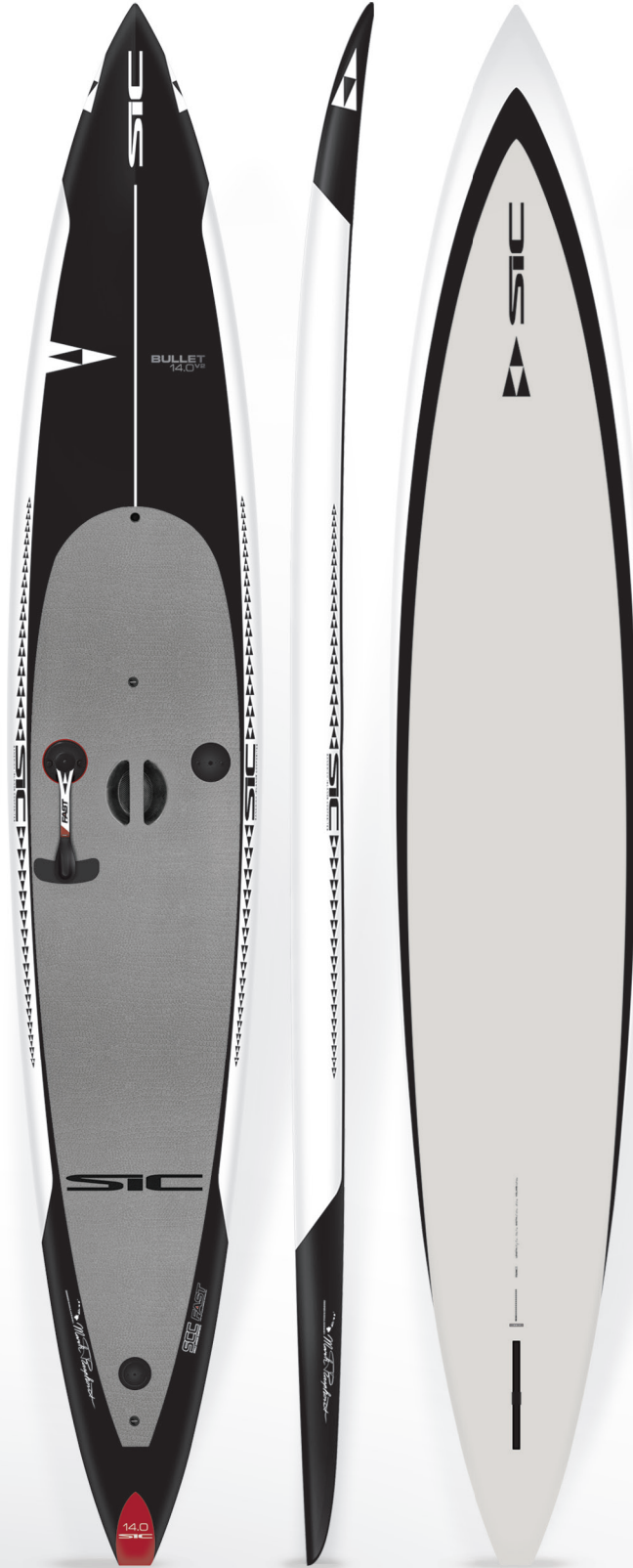


BULLET 14.0

ALL-ROUND FITNESS / TOURING / DOWNWIND

TUFF-WOOD CARBON TWC				
LENGTH	WIDTH	THICKNESS	VOLUME	WEIGHT
14'0"	27.25"	6.42"	275L	31.3Lbs
426.7cm	69.2cm	16.3cm		14.2KGS (+/- 10%)

FINS & FEATURES (TWC) Tough Wood Carbon molded construction with wood reinforced deck, carbon reinforced/stiffening rail wrap for an extremely strong yet lively feel under foot. croc skin EVA deck pad, U.S. standard finbox / 12K Carbon Weedless 7.0" fin, Gore-Tex breather valve, EZ-Grab handle, single surf leash plug



BULLET 14.0v2

FITNESS / TOURING / DOWNWIND / RACE

SINGLE CARBON COMPOSITE + INNEGRA™ SCC				
LENGTH	WIDTH	THICKNESS	VOLUME	WEIGHT
14'0"	27.25"	6.73"	269L	28.7Lbs
426.7cm	69.2cm	17.1cm		13KGS (+/- 10%)

WITH **FAST STEERING**

LENGTH	WIDTH	THICKNESS	VOLUME	WEIGHT
14'0"	27.25"	6.73"	269L	30.2Lbs
426.7cm	69.2cm	17.1cm		13.7KGS (+/- 10%)

FINS & FEATURES (SCC) Single Carbon Composite full wrap biaxial carbon, Innegra™ tip, rail and tail reinforcement, F.A.S.T. Steering / 3K carbon Dagger fin 8.0", PVC reinforced deck for the ultimate in strength, weight and stiffness. croc skin EVA deck pad, U.S. standard finbox / 12K Carbon Weedless 7.0" fin or with Gore-Tex breather valve, EZ-Grab handle, single surf leash plug





BULLET 17.4

TOURING / DOWNWIND / RACE

DOUBLE CARBON COMPOSITE + INNEGRA™ 					
LENGTH	WIDTH	THICKNESS	VOLUME	WEIGHT	
17'4"	26.6"	7.17"	370L	36.6LBS	
528.3CM	67.6CM	18.2CM		16.6KGS	(+/- 10%)

*FAST=(FOOT ACTUATED STEERING TECHNOLOGY)

FINS & FEATURES

(DCC) Double Carbon Composite full wrap biaxial carbon and full wrap uni-directional carbon, Innegra™ tip, rail and tail reinforcement, PVC reinforced deck for the ultimate in strength, weight and stiffness, croc skin EVA deck pad, F.A.S.T Steering / 3K carbon Dagger fin 8.0", Gore-Tex breather valve, EZ-Grab handle, single surf leash plug, paddle carrying loops

ALL NEW BULLET 17.0v2

TOURING / DOWNWIND / RACE

DOUBLE CARBON COMPOSITE + INNEGRA™ 					
LENGTH	WIDTH	THICKNESS	VOLUME	WEIGHT	
17'0"	28"	7"	343L	34.4LBS	
518.2CM	71.1CM	17.7CM		15.6KGS	(+/- 10%)

*FAST=(FOOT ACTUATED STEERING TECHNOLOGY)

FINS & FEATURES

(DCC) Double Carbon Composite full wrap biaxial carbon and full wrap uni-directional carbon, Innegra™ tip, rail and tail reinforcement, PVC reinforced deck for the ultimate in strength, weight and stiffness, croc skin EVA deck pad, F.A.S.T Steering / 3K carbon Dagger fin 8.0", Gore-Tex breather valve, EZ-Grab handle, single surf leash plug, paddle carrying loops



F SERIES

F 11.0, F 12.0, F14.0 | **PLANING HULL**
MOUNTAIN BIKE OF SUP

While the larger Bullet and F series boards are known for their channel crossing capabilities, the lessons learned from these boards make them extremely versatile for maximum enjoyment in an infinite array of conditions. They excel at all-around fitness, touring and even chasing small kine surf. The F 11.0, 12.0 and 14.0 are perfect for paddling the harbor, out to the open ocean for some bumps and then back to the beach break for some fun down the line action. The F series is inspired by the Bullets but are offered in wider widths for larger paddlers who want to enjoy the glide with unprecedented stability. If you are looking to get into downwind paddling or just looking for a great board to get a workout then the F series will give you the confidence to go beyond your

NEW FOR 2017

F 11.0 (GC) By popular demand, we have introduced a smaller size in our universally popular F Series. Capturing the essence of glide and stability, this eleven footer is perfect for female or smaller male paddlers. You may find that this is the answer to your prayers if you typically downwind in areas with smaller fetch.



ALL NEW F 11.0

ALL-ROUND FITNESS / TOURING / DOWNWIND

GLASS COMPOSITE				GC	
LENGTH	WIDTH	THICKNESS	VOLUME	WEIGHT	
11'0"	30"	6.3"	235L	27.1LBS	
335.3cm	76.2cm	15.9cm		12.3kgs (+/- 10%)	

FINS & FEATURES

(GC) Glass Composite construction with wood reinforced deck for the best strength to weight and flex characteristics. The board comes equipped with croc skin EVA deck pad, 12K carbon Weedless 7.0" fin, Leash plug, Gore-Tex breather valve, and surf leash plug



F 12.0

ALL-ROUND FITNESS / TOURING / DOWNWIND

GLASS COMPOSITE 					
LENGTH	WIDTH	THICKNESS	VOLUME	WEIGHT	
12'0"	30"	6.1"	265L	28.2LBS	
365.7cm	76.2cm	15.5cm		12.8KGS (+/- 10%)	

FINS & FEATURES

(GC) Glass Composite construction with wood reinforced deck for the best strength to weight and flex characteristics. The board comes equipped with croc skin EVA deck pad, 12K carbon Weedless 7.0" fin, Leash plug, Gore-Tex breather valve, and surf leash plug

F 14.0

ALL-ROUND FITNESS / TOURING / DOWNWIND

GLASS COMPOSITE 					
LENGTH	WIDTH	THICKNESS	VOLUME	WEIGHT	
14'0"	30"	6.1"	298L	32LBS	
426.7cm	76.2cm	15.5cm		14.5KGS (+/- 10%)	

FINS & FEATURES

(GC) Glass Composite construction with wood reinforced deck for the best strength to weight and flex characteristics. The board comes equipped with croc skin EVA deck pad, 12K carbon Weedless 8.3" fin, Leash plug, Gore-Tex breather valve, and surf leash plug





XSERIES

X 12.6, X 14.0, X 12.6 PRO, X 14.0 PRO,
X 12.6 PROLITE, X 14.0 PROLITE

DISPLACEMENT HULL
ROAD BIKE OF SUP 

The X series boards feature a wave piercing bow, displacement hull and a highly efficient “2-phase” rockerline that keeps the X series boards in glide mode between strokes. Full rails encourage stability so the rider can put his energy into the power-zone of the stroke rather than wasting precious energy to maintain balance. Sharp rails at the tail shear water for drag reduction and unleash nearly unlimited top-end speed.





X 12.6

ALL AROUND / FLAT-WATER / TOURING / RACE

TUFF WOOD CARBON		TWC		
LENGTH	WIDTH	THICKNESS	VOLUME	WEIGHT
12'6"	29.5"	6.77"	266L	33.5LBS
381cm	74.9cm	17.2cm		15.2KGS (+/- 10%)

FINS & FEATURES
 (TWC) Single Carbon Composite full wrap biaxial carbon, Innegra™ tip, rail and tail reinforcement, PVC reinforced deck for the ultimate in strength, weight and stiffness. Tough Wood Carbon (TWC) molded construction with wood reinforced deck, carbon reinforced/stiffening rail wrap for an extremely strong yet lively feel under foot or Each equipped with croc skin EVA deck pad, cargo net, U.S. standard finbox / 12K Carbon Weedless 7.0" fin, Gore-Tex breather valve, EZ-Grab handle, single surf leash plug

X 14.0

ALL AROUND / FLAT-WATER / TOURING / RACE

TUFF WOOD CARBON		TWC		
LENGTH	WIDTH	THICKNESS	VOLUME	WEIGHT
14'0"	28.5"	6.81"	296L	33.7LBS
426.7cm	72.4cm	17.3cm		15.3KGS (+/- 10%)

FINS & FEATURES
 (TWC) Single Carbon Composite full wrap biaxial carbon, Innegra™ tip, rail and tail reinforcement, PVC reinforced deck for the ultimate in strength, weight and stiffness. Tough Wood Carbon (TWC) molded construction with wood reinforced deck, carbon reinforced/stiffening rail wrap for an extremely strong yet lively feel under foot or Each equipped with croc skin EVA deck pad, U.S. standard finbox / 12K Carbon Weedless 8.3" fin, Gore-Tex breather valve, EZ-Grab handle, single surf leash plug





X12.6 PRO

FLAT-WATER / TOURING / RACE

SINGLE CARBON COMPOSITE + INNEGRA™ SCC						
LENGTH	WIDTH	THICKNESS	VOLUME	WEIGHT		
12'6"	26"	7"	230L	24.7Lbs		
381cm	66cm	17.78cm		11.2kgs (+/- 10%)		

FINS & FEATURES

(SCC) Single Carbon Composite full wrap biaxial carbon, Innegra™ tip, rail and tail reinforcement, PVC reinforced deck for the ultimate in strength, weight and stiffness, croc skin EVA deck pad, U.S. standard finbox / 12K Carbon Weedless 7.0" fin, Gore-Tex breather valve, EZ-Grab handle, single surf leash plug, removable race handle



X14.0 PRO

FLAT-WATER / TOURING / RACE

SINGLE CARBON COMPOSITE + INNEGRA™ SCC						
LENGTH	WIDTH	THICKNESS	VOLUME	WEIGHT		
14'0"	26"	7"	253L	26.2Lbs		
426.7cm	66cm	17.78cm		11.9kgs (+/- 10%)		

FINS & FEATURES

(SCC) Single Carbon Composite full wrap biaxial carbon, Innegra™ tip, rail and tail reinforcement, PVC reinforced deck for the ultimate in strength, weight and stiffness, croc skin EVA deck pad, U.S. standard finbox / 12K Carbon Weedless 8.3" fin, Gore-Tex breather valve, EZ-Grab handle, single surf leash plug, removable race handle





X12.6 PROLITE

FLAT WATER RACE

SINGLE CARBON COMPOSITE + INNEGRA™						SCC
LENGTH	WIDTH	THICKNESS	VOLUME	WEIGHT		
12'6"	24.63"	7"	208L	23.4LBS		
381cm	62.6cm	17.78cm		10.6KGS (+/- 10%)		

FINS & FEATURES

(SCC) Single Carbon Composite full wrap biaxial carbon, Innegra™ tip, rail and tail reinforcement, PVC reinforced deck for the ultimate in strength, weight and stiffness, croc skin EVA deck pad, U.S. standard finbox / 12K Carbon Weedless 7.0" fin, Gore-Tex breather valve, EZ-Grab handle, single surf leash plug

X 14.0 PROLITE

FLAT WATER RACE

SINGLE CARBON COMPOSITE + INNEGRA™						SCC
LENGTH	WIDTH	THICKNESS	VOLUME	WEIGHT		
14'0"	24"	6.7"	226L	25LBS		
426.7cm	61cm	17.1cm		11.3KGS (+/- 10%)		

FINS & FEATURES

(SCC) Single Carbon Composite full wrap biaxial carbon, Innegra™ tip, rail and tail reinforcement, PVC reinforced deck for the ultimate in strength, weight and stiffness, croc skin EVA deck pad, U.S. standard finbox / 12K Carbon Weedless 8.3" fin, Gore-Tex breather valve, EZ-Grab handle, single surf leash plug, removable race handle



FXSERIES

FX 11.0 FUTURE PRO, FX 12.6 PRO, FX 12.6, FX 12.6 TOUR, FX 14.0, FX 14.0 PRO FX 14.0 TOUR

DISPLACEMENT HULL

ROAD BIKE OF SUP 

The new FX is quickly becoming a crowd pleaser given its enhanced stability, speed and glide. It features a ground breaking, crossover hull design that excels in variable water and race conditions. We have designed a more voluminous and bulbous nose with an accelerated nose rocker to mitigate purling. The tail of the FX is slightly wider and rails are more full to encourage stability in bumpier conditions.

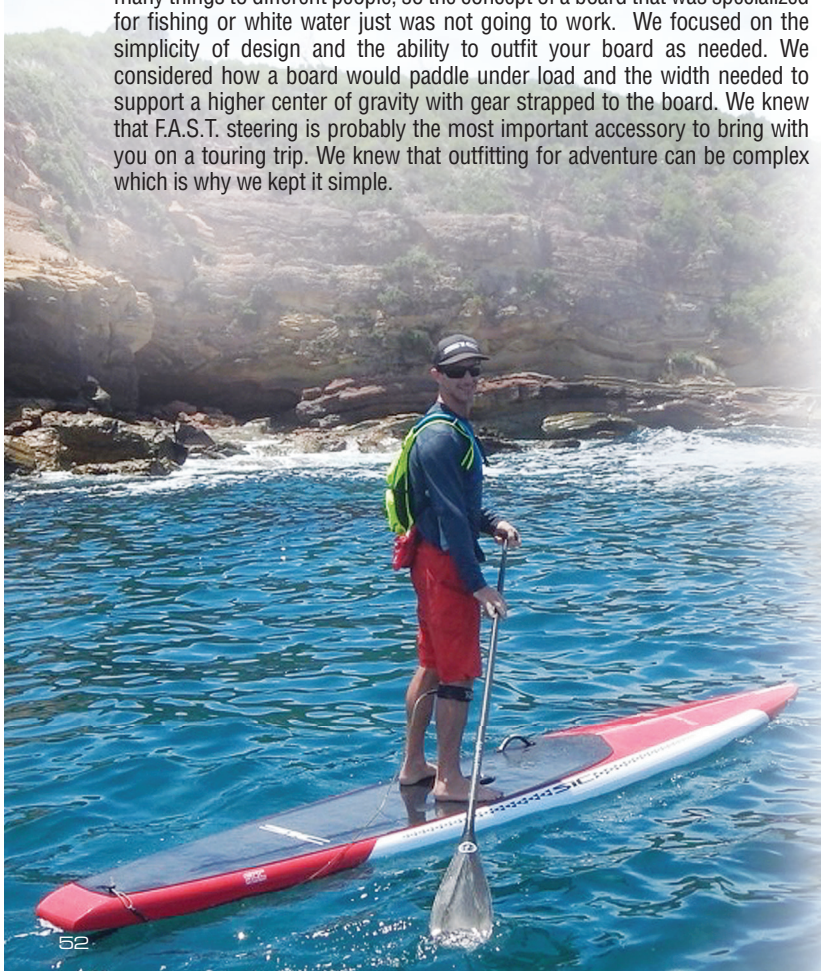
NEW FOR 2017

FX 12.6 (SCC w/Innegra) The new FX builds on our best selling design, the FX PRO but available now in a wider, more recreational width of 27.5". The FX design premise is based on a hybrid of our flat water displacement boards and our open ocean planing boards. A slight nose and tail rocker give the board a greater range of versatility in cross chop, unpredictable conditions, and getting in and out of the surf. The added volume in the bow allows for more stability in and out of troughs and through choppy conditions.

FX 14.0 (SCC w/Innegra) Today's mixed condition course races throw a mixed bag of variable conditions at racers. It is a very elite group of racers that can handle these challenges on boards like the X Pro-lite. For those looking for more stability in a wider range of conditions, we have created the new FX 14.0 at 27" wide. This beauty maintains its glide and provides a more stable platform to keep you on task and out of the water.

FX Tour w/F.A.S.T.12.6 (GC) Our revolutionary F.A.S.T. steering system was born on the swells of the Maliko run. F.A.S.T. was conceived to be the best steering system in the world through simplicity of design. But steering is so much more than just downwinding. It is a navigator's best friend aiding in course management in heavy crosswinds and currents. If touring the waterways of lakes, coastlines, and rivers is your passion, we have created a new concept in design to suit your active lifestyle.

FX Tour w/F.A.S.T 14.0 (GC) When we set out to make the ultimate "Outfitter's" touring board we knew that we had to do it differently at SIC. We focused on a board that was stable and efficient. We realized that adventure means many things to different people, so the concept of a board that was specialized for fishing or white water just was not going to work. We focused on the simplicity of design and the ability to outfit your board as needed. We considered how a board would paddle under load and the width needed to support a higher center of gravity with gear strapped to the board. We knew that F.A.S.T. steering is probably the most important accessory to bring with you on a touring trip. We knew that outfitting for adventure can be complex which is why we kept it simple.



FX11.0 FUTURE PRO

OPEN WATER / RACE

GLASS COMPOSITE				GC	
LENGTH	WIDTH	THICKNESS	VOLUME	WEIGHT	
11'0"	24"	6.75"	195L	24.9LBS	
335cm	61cm	17.15cm		11.3kgs (+/- 10%)	

FINS & FEATURES
 (GC) Glass Composite construction with wood reinforced deck for the best strength to weight and flex characteristics. The board comes equipped with croc skin EVA deck pad, 12K carbon Weedless 7.0" fin, Leash plug, Gore-Tex breather valve, and surf leash plug



ALL NEW
FX12.6

FLAT-WATER / OPEN WATER / TOURING / RACE

SINGLE CARBON COMPOSITE + INNEGRA™ SCC					
LENGTH	WIDTH	THICKNESS	VOLUME	WEIGHT	
12'6"	27.5"	7.75"	285L	24.3LBS	
381cm	69.9cm	19.6cm		11kgs (+/- 10%)	

FINS & FEATURES
(SCC) Single Carbon Composite full wrap biaxial carbon, Innegra™ tip, rail and tail reinforcement, PVC reinforced deck for the ultimate in strength, weight and stiffness, croc skin EVA deck pad, U.S. standard finbox / 12K Carbon Weedless 8.3" fin, Gore-Tex breather valve, EZ-Grab handle, single surf leash plug, removable race handle



ALL NEW
FX14.0

FLAT-WATER / OPEN WATER / TOURING / RACE

SINGLE CARBON COMPOSITE + INNEGRA™ SCC					
LENGTH	WIDTH	THICKNESS	VOLUME	WEIGHT	
14'0"	27"	7.75"	315L	26LBS	
426.7cm	68.6cm	19.6cm		11.8kgs (+/- 10%)	

FINS & FEATURES
(SCC) Single Carbon Composite full wrap biaxial carbon, Innegra™ tip, rail and tail reinforcement, PVC reinforced deck for the ultimate in strength, weight and stiffness, croc skin EVA deck pad, U.S. standard finbox / 12K Carbon Weedless 8.3" fin, Gore-Tex breather valve, EZ-Grab handle, single surf leash plug, removable race handle



FX12.6 PRO

FLAT-WATER | OPEN WATER | TOURING | RACE

SINGLE CARBON COMPOSITE + INNEGRA™ SCC					
LENGTH	WIDTH	THICKNESS	VOLUME	WEIGHT	
12'6"	25.5"	7.75"	265L	22.7LBS	
381cm	64.8cm	19.7cm		10.3kgs (+/- 10%)	

FINS & FEATURES

(SCC) Single Carbon Composite full wrap biaxial carbon, Innegra™ tip, rail and tail reinforcement, PVC reinforced deck for the ultimate in strength, weight and stiffness. croc skin EVA deck pad, U.S. standard finbox / 12K Carbon Weedless 7.0" fin, Gore-Tex breather valve, EZ-Grab handle, single surf leash plug, removable race handle

FX14.0 PRO

FLAT-WATER | OPEN WATER | TOURING | RACE

SINGLE CARBON COMPOSITE + INNEGRA™ SCC					
LENGTH	WIDTH	THICKNESS	VOLUME	WEIGHT	
14'0"	25"	7.75"	290L	25.4Lbs	
426.7cm	63.5cm	19.7cm		11.5kgs (+/- 10%)	

FINS & FEATURES

(SCC) Single Carbon Composite full wrap biaxial carbon, Innegra™ tip, rail and tail reinforcement, PVC reinforced deck for the ultimate in strength, weight and stiffness. croc skin EVA deck pad, U.S. standard finbox / 12K Carbon Weedless 8.3" fin, Gore-Tex breather valve, EZ-Grab handle, single surf leash plug, removable race handle





ALL NEW
FX12.6 TOUR

FLAT-WATER | OPEN WATER | TOURING | RACE

GLASS COMPOSITE INNEGRA™					GCI	
LENGTH	WIDTH	THICKNESS	VOLUME	WEIGHT		
12'6"	30"	7.72"	310L	34.6LBS		
381cm	76.2cm	19.6cm		15.7KGS (+/- 10%)		

*FAST=(FOOT ACTUATED STEERING TECHNOLOGY)

FINS & FEATURES

(GCI) Glass Composite Innegra™ Construction with wood reinforced deck, croc skin EVA deck pad, F.A.S.T. steering / 3K carbon dagger fin 8.0" Bungee cords on the bow and tail

ALL NEW
FX14.0 TOUR

FLAT-WATER | OPEN WATER | TOURING | RACE

GLASS COMPOSITE INNEGRA™					GCI	
LENGTH	WIDTH	THICKNESS	VOLUME	WEIGHT		
14'0"	30"	7.6"	349L	37.5LBS		
426.7cm	76.2cm	19.2cm		17KGS (+/- 10%)		

*FAST=(FOOT ACTUATED STEERING TECHNOLOGY)

FINS & FEATURES

(GCI) Glass Composite Innegra™ Construction with wood reinforced deck, croc skin EVA deck pad, F.A.S.T. steering / 3K carbon dagger fin 8.0" Bungee cords on the bow and tail





PADDLES

“THE COMPETITIVE EDGE - STRENGTH, POWER, PERFORMANCE”

Even the fastest boards in the world can be faster with an effective paddle. This is why we have spent so much time retooling our paddle line (literally) from blade, to oval shaped shaft to, ergo handle. Our new blade design has been optimized to have a higher aspect ratio, more catch, and a cleaner release. This is a fancy way of saying we have made our blades even faster in and out of the water. Additionally, we wrapped the edge in ABS to protect against impact damage. Our proprietary shaft design is a tapered oval to round ID that can accept either a standard, EVA wrapped, cut to fit, carbon handle, OR a Lever Lock 6" carbon adjustable handle for the ultimate in performance adjustability. No more cutter's regret! You can now seamlessly change up your paddle length between surfing and racing. One paddle, more options. Our paddles come in three different constructions and flex patterns so that you can find the one that suits your performance and your price. We use 24K, 12K prepreg carbon as well as carbon / glass to optimize the strength to weight ratio. Lastly, our popular FLOW and Youth adjustable paddles have set a standard in ease of use and adjustability. These paddles are perfect for use with the whole family. Our FLOW 2 and 3 piece feature Lever Lock™ adjustability with 16 inches of travel to accommodate anyone who wants to go for a paddle and our Youth adjustable paddles are great for kids getting into the sport.

All new blade design with a longer, optimized aspect ratio.

PVC sandwiched, prepreg carbon construction. 24K, 12K, and Biax Carbon varies by model

Full ABS wrap on Blade Edge for durability

New dihedral design optimizes the power phase of the stroke

Blade catch has been flattened out for an easier release at the end of the stroke

Blade tip has been thinned out

6" Carbon Lever Lock handle comes with Maliko ATF model, or sold separately for use on all adult models

Premium, on-the-fly Lever Lock™ adjustability means one paddle for all conditions.

Ergo Dynamic grip with EVA wrap (for cut to fit paddles)

PADDLES

BATTLE 80/90 ELITE RACE

SHAFT

100% Prepreg Carbon shaft 25mm stiffness • Oval tapered • Standard 87" cut-to-length shaft • Shaft also accepts 6" Carbon T LeverLock™ handle, sold separately

GRIP

Carbon fiber Grip • Bladder molded • EVA wrapped Ergo-dynamic grip

BLADE

24K 100% Prepreg Blade (with ABS reinforced tip) • Lightweight PVC core sandwich • 12 degree blade sweep for optimal power • Foiled to minimize turbulence, providing the smoothest entry/exit possible • Curved tip and concave power face for a quick catch and easy release • Blades offered in two sizes: 80,90 square inches

MALIKO 80/90 ADJ ELITE RACE MALIKO 80/90 ELITE RACE

SHAFT

100% Carbon shaft 35mm stiffness • Oval tapered • Standard 87" cut-to-length shaft • Shaft also accepts 6" Carbon T LeverLock™ handle, sold separately.

GRIP

Carbon fiber Grip • Bladder molded • EVA wrapped Ergo-dynamic grip

BLADE

12K 100% Prepreg Blade (with ABS reinforced tip) • 12 degree blade sweep for optimal power • Foiled to minimize turbulence, providing the smoothest entry/exit possible • Curved tip and concave power face for a quick catch and easy release • Blades offered in two sizes: 80,90 square inches

BOLT 80/90 RACE | SURF | FITNESS

SHAFT

65% Carbon and 35% Glass shaft 40mm stiffness • Oval tapered • Standard 87" cut-to-length shaft • Shaft also accepts 6" Carbon T LeverLock™ handle, sold separately.

GRIP

Lightweight composite • Bladder molded • EVA wrapped Ergo-dynamic grip

BLADE

Biax Carbon 100% Prepreg Blade (with ABS reinforced tip) • 12 degree blade sweep for optimal power • Foiled to minimize turbulence, providing the smoothest entry/exit possible • Curved tip and concave power face for a quick catch and easy release • Blades offered in two sizes: 80,90 square inches

BOLT 65 2 PC YOUTH

SHAFT

100% Carbon shaft • 2 piece adjustable • 9" of adjustability 51"-60" • Round shaft • Clamp lock for adjustability

GRIP

Lightweight composite • Bladder molded • Youth specific grip

BLADE

Biax carbon 100% prepreg blade • Youth specific blade • 12 degree blade sweep for optimal power • Foiled to minimize turbulence, providing the smoothest entry/exit possible • Curved tip and concave power face for a quick catch and easy release • Blades offered in one size: 65 square inches

GLIDE 65 2 PC ADJ YOUTH

SHAFT

100% Glass shaft unknown stiffness • 2 piece adjustable • 9" of adjustability 51"-60" • Round shaft • Clamp lock for adjustability

GRIP

Lightweight composite • Bladder molded • Youth specific grip

BLADE

100% Glass Wet-layup Blade • Youth specific blade • 12 degree blade sweep for optimal power • Foiled to minimize turbulence, providing the smoothest entry/exit possible • Curved tip and concave power face for a quick catch and easy release • Blades offered in one size: 65 square inches

FLOW 90-2 PC RECREATION | FLEET ADJ. W/LEVER LOCK™

SHAFT

100% Fiberglass shaft • 2 piece adjustable Lever Lock™ adjustability system • Fiberglass handle shaft with 16" of adjustability 70"-86"

GRIP

ABS T Handle with Lever Lock™ clamp • Locking alignment markers

BLADE

CRFT blade for the ultimate in durability • Blade offered in one size: 90 square inches

FLOW 90-3PC RECREATION | FLEET ADJ. W/LEVER LOCK™

SHAFT


100% Fiberglass shaft • 3 piece adjustable Lever Lock™ adjustability system (fits inside of SIC 3 PC paddle travel bag) • Fiberglass handle shaft with 16" of adjustability - 70"-86"

GRIP

ABS T Handle with Lever Lock™ clamp • Locking alignment markers


BLADE

CRFT blade for the ultimate in durability • Blade offered in one size: 90 square inches



BATTLE 80/90

MALIKO 80/90
W/LEVER LOCK™
ADJ HANDLE



MALIKO 80/90



BOLT 80/90



GLIDE 65 BOLT 65



FLOW ADJ 90 2PC



FLOW ADJ 90 3PC





BOARD & PADDLE BAGS



4

5

6

3





1 **SURF** SERIES

- Padded durable fabric
- Heat-resistant
- Heavy-duty zippers
- Padded handles
- Shoulder strap
- Reinforced nose and tail

BOARD MODEL / SIZES

TRITON 8.2
 TRITON 8.8
 TRITON 9.4 / VENUS 9.4
 AGENT 10.0 / FEELGOOD 10.0
 AGENT 10.0 WIDE
 AGENT 10.6
 AGENT 11.0 / FEELGOOD 11.0
 AGENT 11.0 WIDE
 AGENT 11.6
 AGENT 11.11

2 **BULLET** SERIES **F** SERIES **FX** SERIES **X** SERIES

- Padded durable fabric
- Heat-resistant
- Heavy-duty zippers
- Padded handles
- Shoulder strap
- Access to the board handle
- Reinforced nose and tail
- Compression straps

BOARD MODEL / SIZES

X / BULLET 12.6 / FX 12.6
 X / BULLET 14.0 / BULLET V2
 14 / FX 14.0
 FX TOUR 12.6
 FX TOUR 14.0
 BULLET 11.0
 BULLET V1 17.4 / V2 17.0
 F 11.0
 F 12.0
 F 14.0

3 **PRO** SERIES **PROLITE** SERIES

- Padded durable fabric
- Heat-resistant
- Heavy-duty full coffin zippers
- Padded handles + nose / tail
- Shoulder strap
- Zip access to the board handle
- Reinforced nose and tail
- Compression straps
- 10mm foam around the board
- 14mm padding (nose and tail)
- Durable diamond skin reinforcement (nose and tail)

BOARD MODEL / SIZES

FX 11.0 / FUTURE PRO
 X PRO / PRO-LITE / FX PRO 12.6
 X PRO / PRO-LITE / FX PRO 14.0

4 **PADDLE** QUIVER

- Padded durable fabric
- Heavy-duty zippers
- Padded handles
- Adjustable shoulder strap
- Adjust for multiple paddles

5 **3IPC PADDLE** BAG

- Padded durable fabric
- Heavy-duty zippers
- Velcro Closure

6 **BLADE** SHEATH

- Padded durable fabric
- Heavy-duty zippers
- Velcro Closure



ACCESSORIES



WEEDLESS 7.0"

12K CARBON FIN

This fin is fast and can cut through any type of grass or kelp. Light weight with strength equals hi-performance. Also available in 8.3".



WEEDLESS 8.3"

12K CARBON FIN

This fin is fast and can cut through any type of grass or kelp. Light weight with strength equals hi-performance. Also available in 7.0".



DAGGER 8.0"

3K CARBON FIN

The proven winner for the F.A.S.T. equipped Bullet 17 and 14V2 as well as the F-16 steering system boards.



MAHI 9.0"

12K CARBON SINGLE FIN

Classic 9" Single Surf Fin. Glass / Carbon, for a standard finbox.



THREE / FOUR REG

12K CARBON QUAD/TRI FIN SET

The three four is pure performance surf. This fin set can be set up as a quad or thruster and is compatible with FCS 2-Tab finboxes.



THREE / FOUR XL

12K CARBON QUAD/TRI FIN SET

The three four is pure performance surf. This fin set can be set up as a quad or thruster and is compatible with FCS 2-Tab finboxes.



RACK STRAPS 20' X 1"

20 FT. RACK STRAPS 2 PC SET



RACK STRAPS 13' X 1"

13 FT. RACK STRAPS 2 PC SET



HANDLE MOUNTS TO X-12 PRO / PRO-LITE BOARDS

RACE HANDLE REMOVABLE

Padded removable race handle with hardware. Comes standard with SIC X PRO and X PRO-LITE model boards which are equipped with mounting inserts.



THULE RACK PADS
THULE COMPATIBLE / 24" LONG

Protect your boards on the roof of your vehicle with these high quality, durable rack pads from SIC. Hook-and-loop closure system makes bar installation and removal a breeze 2 high density foam pads feature durable 600D polyester fabric covers that will stand up to years of use.



RACK PADS
STANDARD ROOF RACK PADS / 24" LONG

Protect your boards on the roof of your vehicle with these high quality, durable rack pads from SIC. Fits virtually all factory racks. Premium, all-purpose rack pads for carrying SUP's, surfboards, windsurf boards and more.



STACKER PADS
BOARD STACKER PADS / 22" LONG

Protect your boards with these high quality, durable stacker pads from SIC. Offers protection when stacking multiple boards on top of your vehicle. Durable 600D polyester material. No closure system.



SURF LEASH
8' X 7MM

Molded leash ends, Double swivels, Triple wrap rail saver, Quick release 1 1/2" ankle wrap cuff, Key pocket in cuff

SURF LEASH
6' X 7MM

Molded leash ends, Double swivels, Triple wrap rail saver, Quick release 1 1/2" ankle wrap cuff, Key pocket in cuff



COIL LEASH
8' X 7MM

Molded leash ends, Double swivels, Triple wrap rail saver, Quick release 1 1/2" ankle wrap cuff, Key pocket in cuff



HYBRID COIL / STRAIGHT
6' X 7MM -3' + COIL

Molded leash ends, Double swivels, Triple wrap rail saver, Quick release 1 1/2" ankle wrap cuff, Key pocket in cuff



SOFTGOODS



LOGO T-SHIRT

100% Pre-shrunk Cotton T
SIZE: S, M, L, XL
COLORS: Black, White



SIC PRO HOODY

Water-resistant body, removable zip hood, thumb holes in cuffs and mp3 holder eyelet in front pocket.
10oz. 80% poly / 20% cotton
SIZE: S, M, L, XL
COLORS: Black





SIC PRO TRUCKER

Black hat with red stitching and white embroidered SIC logo. Hawaiian Islands embroidered side patch.
SIZE: One Size Fits Most
COLORS: Black

SIC VISOR

Black visor with white embroidered SIC logo. Hawaiian Island embroidered side patch. Quick dry material with comfort fit and inner sweat band.
SIZE: One Size Fits Most
COLORS: Black

SIC TRUCKER

Black hat with white SIC logo.
SIZE: One Size Fits Most
COLORS: Black




SIC ZIP HOODY

Quality light weight SIC Logo Hooded Sweat-shirt. *20% poly / 80% cotton*
SIZE: S, M, L, XL
COLORS: Black




SIC BOARD OVERVIEW

FEELGOOD / AGENT SERIES



FLOW SERIES

BULLET SERIES



VENUS / TRITON SERIES

AIR-GLIDE SERIES



FEELGOOD 11.0

VENUS 9.4

TRITON 8.2

TRITON 8.8

TRITON 9.4

**FLOW 9.6
AIR-GLIDE**

**FLOW 10.6
AIR-GLIDE**

**FLOW 11.6
AIR-GLIDE**

F SERIES

FX SERIES



BULLET 17.4

BULLET 17.0

F11.0

F12.0

F14.0

**FX11.0
FUTUREPRO**

FX12.6

FX14.0

**FX12.6
PRO**



FLOW SERIES



RECON 10.4
AIR-GLIDE



RECON 11.4
AIR-GLIDE



X 12.6
AIR-GLIDE



X 12.6 PRO
AIR-GLIDE



FX 14.0 PRO
AIR-GLIDE



BULLET 14.0
AIR-GLIDE



FLOW 9.6
GCI



FLOW 9.6
FCI

X SERIES



FX 14.0
PRO



FX 12.6
TOUR



FX 14.0
TOUR



X 12.6



X 14.0



X 12.6
PRO



X 14.0
PRO



X 12.6
PRO LITE



X 14.0
PRO LITE





INTERNATIONAL DISTRIBUTORS

AUSTRALIA

Ocean Peak International

81 Beach Road
Sandringham, Victoria 3191
Hudson Godfrey-Smith
Email: hudson@oceanpeak.com.au
Tel: 61-400-483-760

NEW ZEALAND

Paddling Addiction

13 Highland Rd
Mt Albert
Auckland NZ.
Dale Marsters
Tel: 0212955436
Email: paddlefit@yahoo.co.nz

DUBAI

AL MANA FASHION GROUP SPORTS DIVISION

P.O. Box 50668 | UAE, Dubai,
Shaikh Zayed Road, Sidra Towers #804
Tel: +971 4431 6926 **Ext:** 251

SINGAPORE / BALI / THAILAND

SIC Singapore

Nicholas Scaturro
Email: sicsingapore@gmail.com
Tel: +65-9185-6984

EUROPE

SIC Europe

Flow Sports Europe GmbH
Jens Hartmann
Email: jens@flow.com
Tel: +49-8322-30592-17

TAHITI

JLM Import

BP 380804 Tamanu, 98718 Punaauia,
Tahiti, Polynésie Française
Email: cynthia.tcheong@jlm.pf
Tel: (689) 40 54 21 21

HAWAII

SIC Customs Maui

875 Haliimaile Rd. Makawao
Maui, HI 96768
Email: service@sicmaui.com
Tel: 808-572-7728

TAIWAN

Whatsup TW

G/F, No. 60 Sun On Tsuen,
Sai Kung, N.T., Hong Kong
Email: info@whatsup.com.tw
Tel: 852-3502-1818

HONG KONG

Whatsup Limited

G/F, No. 60 Sun On Tsuen,
Sai Kung, N.T., Hong Kong
Email: info@whatsup.com.hk
Tel: 852-3502-1818

U.S. / CANADA

SIC Headquarters / Flow Sports Inc.

1011 Calle Sombra suite 220
San Clemente, CA 92673
Email: info@sicmaui.com
Tel: 949-361-5260

JAPAN


SIC Japan

Shriro Trading Co., Ltd.
Yuki Oshikiri
Email: yoshikiri@shriro.co.jp
Tel: +81-3-5440-7601

Pryde Group Americas

Kevin Addy
8800 NW 13th Terrace #102
Miami, FL 33172
Email: kaddy@npusa.com
Tel: 303.591.3645
prydegroupamericas.com





#BOUNDBYWATER

 facebook.com/sicmaui  instagram.com/sicmaui  [@sic_maii](https://twitter.com/sic_maii)

